



<https://www.westernsahara-wa.com/>

Twitter Data- Week 8

18/05/2021 – 23/05/2021

By Country

Registered Country	Number of Twitter Users, that have tweeted, during the analyzed period, that have, at least, registered their country of living	Percentage
Afghanistan	3	0.05%
Algeria	40	0.70%
Andorra	5	0.09%
Argentina	21	0.37%
Australia	9	0.16%
Austria	3	0.05%
Bahrain	4	0.07%
Bangladesh	3	0.05%
Belgium	39	0.69%
Benin	1	0.02%
Bolivia	4	0.07%
Botswana	2	0.04%
Brazil	12	0.21%
Bulgaria	3	0.05%
Burkina Faso	1	0.02%
Cameroon	2	0.04%
Canada	14	0.25%
Cape Verde	1	0.02%
Chad	1	0.02%
Chile	49	0.86%
China	2	0.04%
Colombia	27	0.47%
Costa Rica	1	0.02%
Cuba	7	0.12%
Czech Republic	1	0.02%
Democratic Republic of Congo	1	0.02%

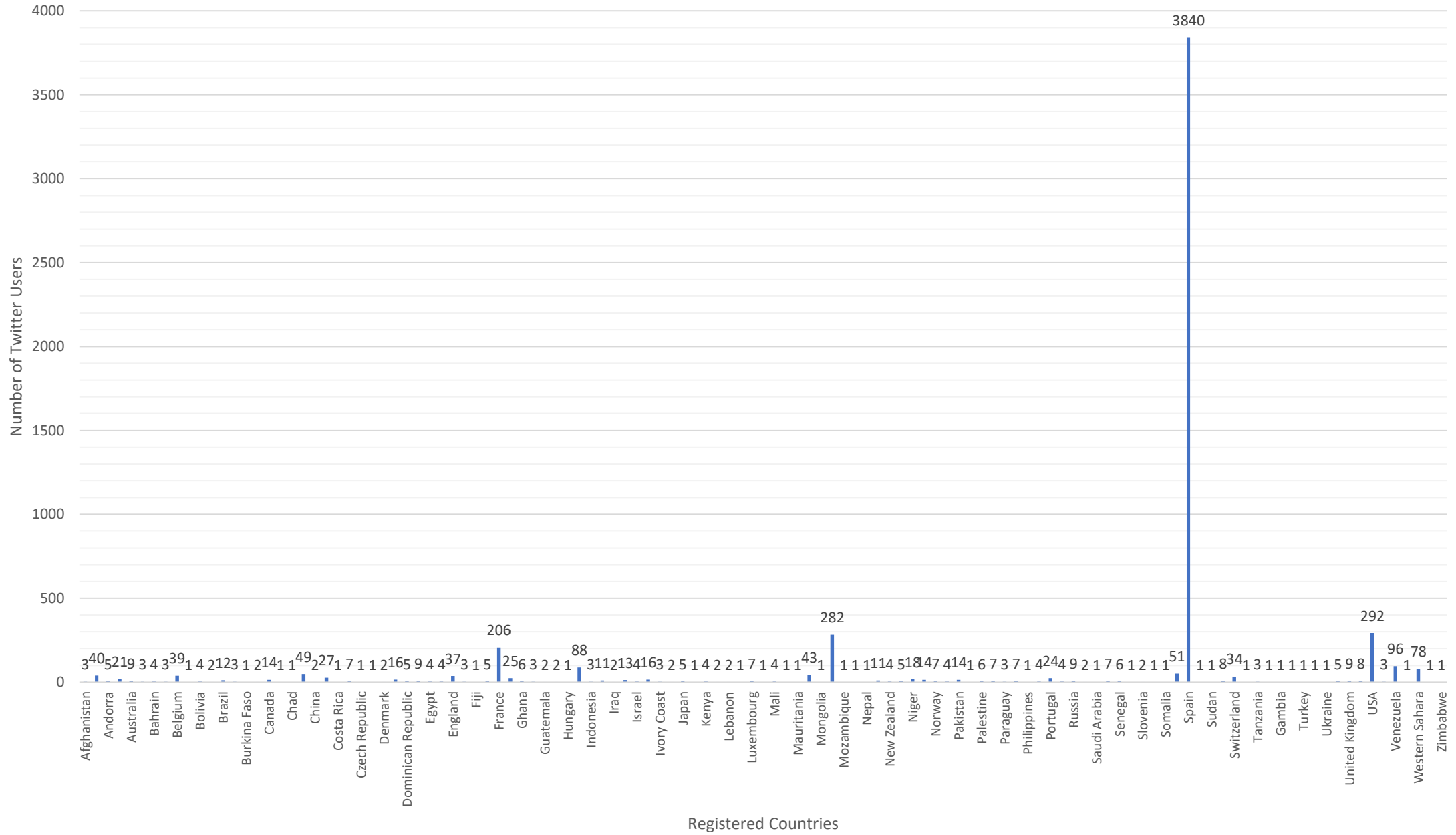
Denmark	2	0.04%
Dominica	16	0.28%
Dominican Republic	5	0.09%
Ecuador	9	0.16%
Egypt	4	0.07%
El Salvador	4	0.07%
England	37	0.65%
Ethiopia	3	0.05%
Fiji	1	0.02%
Finland	5	0.09%
France	206	3.62%
Germany	25	0.44%
Ghana	6	0.11%
Greece	3	0.05%
Guatemala	2	0.04%
Guinea	2	0.04%
Hungary	1	0.02%
India	88	1.55%
Indonesia	3	0.05%
Iran	11	0.19%
Iraq	2	0.04%
Ireland	13	0.23%
Israel	4	0.07%
Italy	16	0.28%
Ivory Coast	3	0.05%
Jamaica	2	0.04%
Japan	5	0.09%
Kazakhstan	1	0.02%
Kenya	4	0.07%
Kuwait	2	0.04%
Lebanon	2	0.04%
Libya	1	0.02%
Luxembourg	7	0.12%
Madagascar	1	0.02%
Mali	4	0.07%
Marshal Islands	1	0.02%
Mauritania	1	0.02%
Mexico	43	0.76%
Mongolia	1	0.02%
Morocco	282	4.96%
Mozambique	1	0.02%
Namibia	1	0.02%
Nepal	1	0.02%
Netherlands	11	0.19%
New Zealand	4	0.07%

Nicaragua	5	0.09%
Niger	18	0.32%
Nigeria	14	0.25%
Norway	7	0.12%
Oman	4	0.07%
Pakistan	14	0.25%
Palau	1	0.02%
Palestine	6	0.11%
Panama	7	0.12%
Paraguay	3	0.05%
Peru	7	0.12%
Philippines	1	0.02%
Poland	4	0.07%
Portugal	24	0.42%
Qatar	4	0.07%
Russia	9	0.16%
Rwanda	2	0.04%
Saudi Arabia	1	0.02%
Scotland	7	0.12%
Senegal	6	0.11%
Serbia	1	0.02%
Slovenia	2	0.04%
Solomon	1	0.02%
Somalia	1	0.02%
South Africa	51	0.90%
Spain	3840	67.49%
Sri Lanka	1	0.02%
Sudan	1	0.02%
Sweden	8	0.14%
Switzerland	34	0.60%
Taiwan	1	0.02%
Tanzania	3	0.05%
Thailand	1	0.02%
Gambia	1	0.02%
Tunisia	1	0.02%
Turkey	1	0.02%
Uganda	1	0.02%
Ukraine	1	0.02%
United Arab Emirates	5	0.09%
United Kingdom	9	0.16%
Uruguay	8	0.14%
USA	292	5.13%
Vatican	3	0.05%
Venezuela	96	1.69%
Wales	1	0.02%

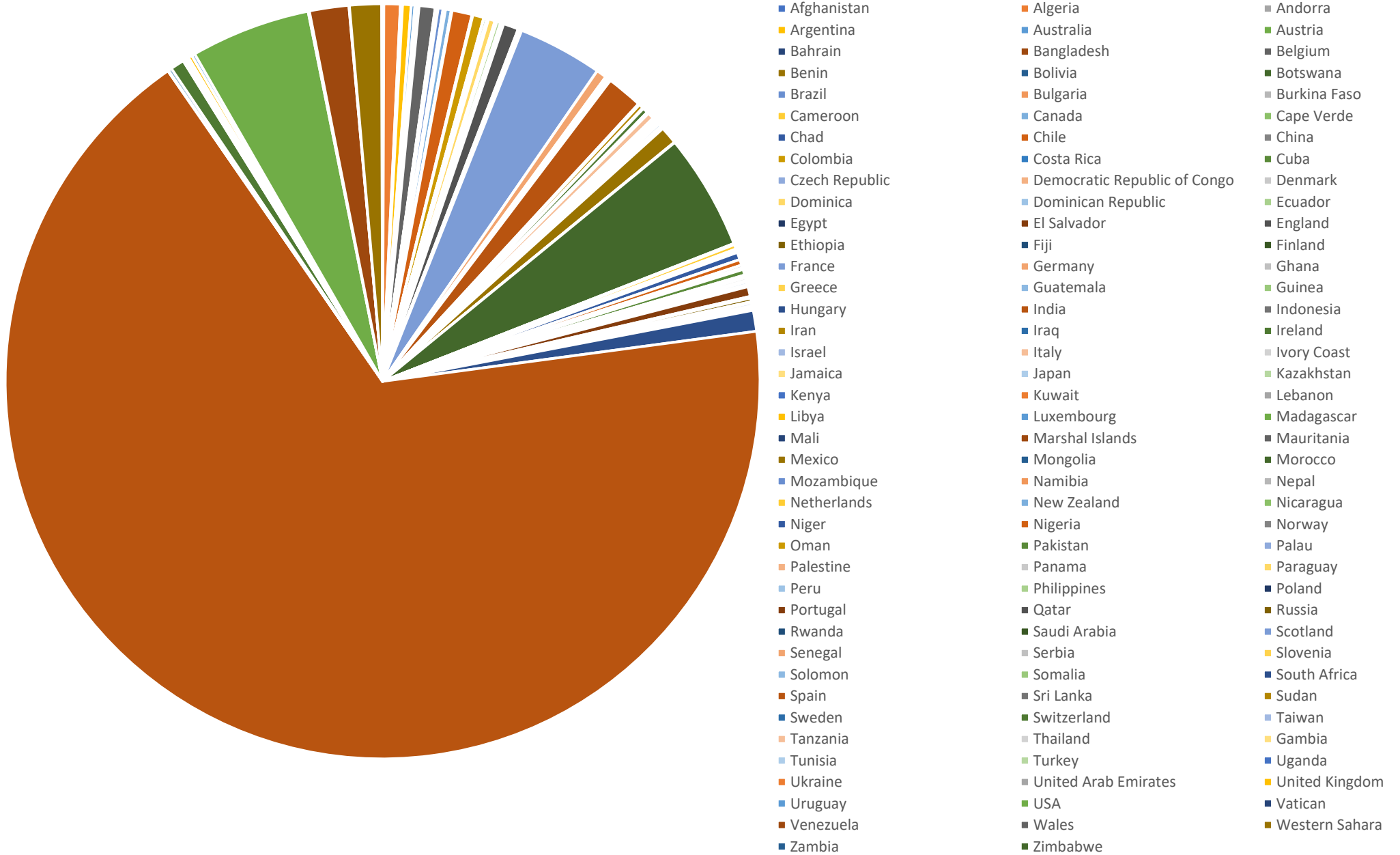
Western Sahara	78	1.37%
Zambia	1	0.02%
Zimbabwe	1	0.02%

Total of Registered Countries	Total of Twitter Users, that have tweeted, during the analyzed period, that have, at least, registered their country of living
119	5690

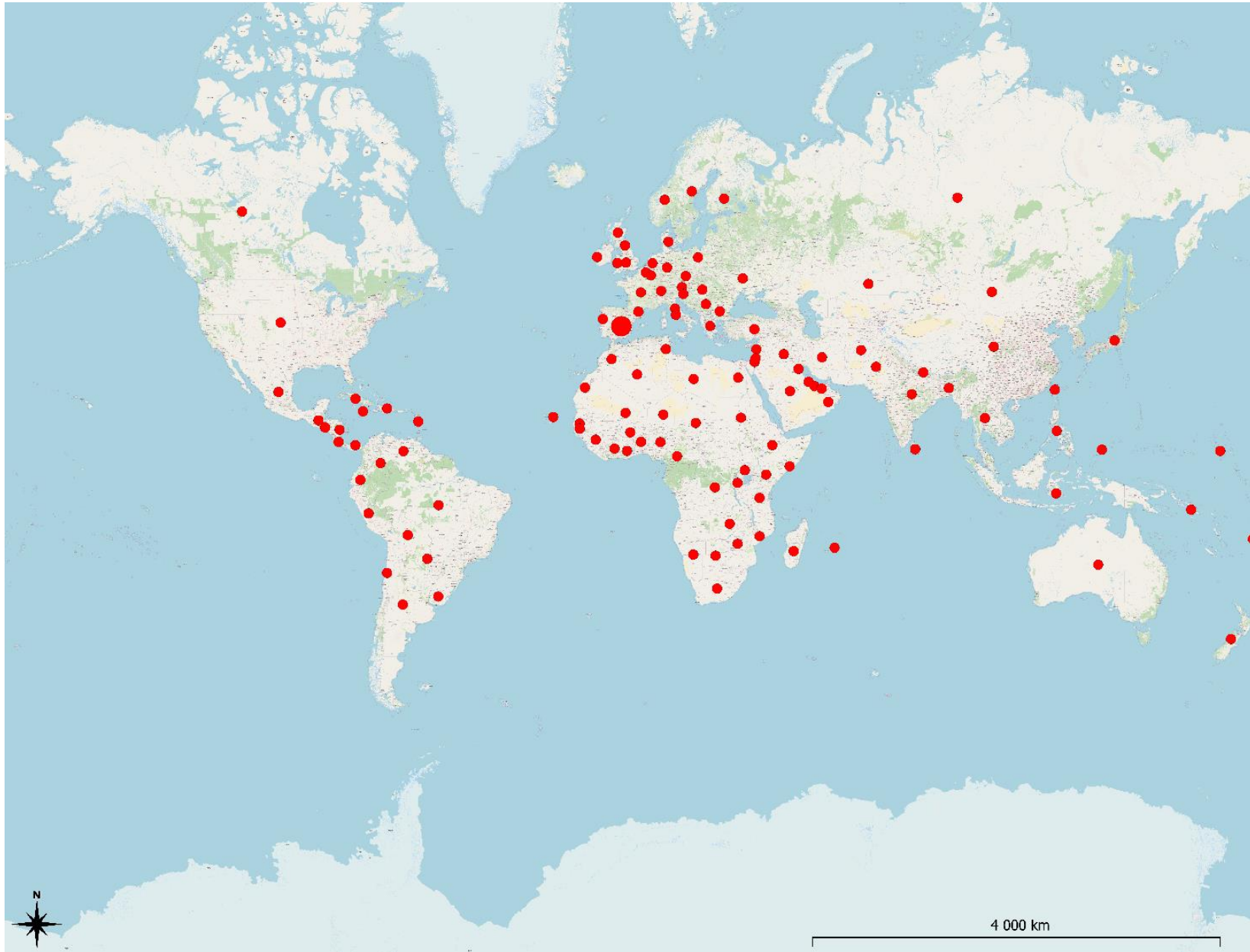
Number of Twitter Users that have registered their location, by Country



Number of Twitter Users that have registered their location, by Country (%)



Number of Twitter Users that have registered their location, by Country



By City

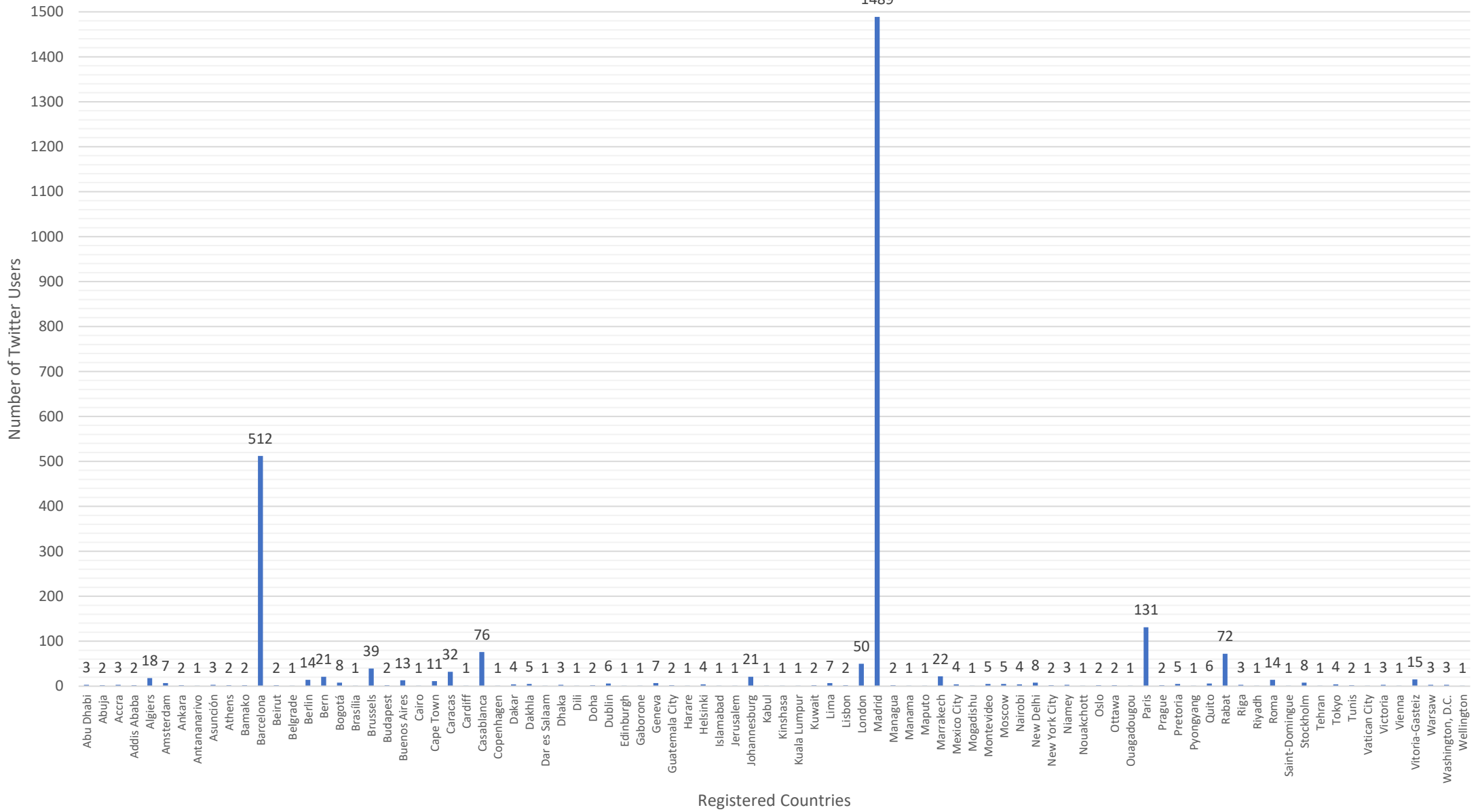
Registered City	Total number of Twitter Users that have tweeted, during the analyzed period, that have, at least, registered their city of living	Percentage
Abu Dhabi	3	0.11%
Abuja	2	0.07%
Accra	3	0.11%
Addis Ababa	2	0.07%
Algiers	18	0.66%
Amsterdam	7	0.26%
Ankara	2	0.07%
Antananarivo	1	0.04%
Asunción	3	0.11%
Athens	2	0.07%
Bamako	2	0.07%
Barcelona	512	18.71%
Beirut	2	0.07%
Belgrade	1	0.04%
Berlin	14	0.51%
Bern	21	0.77%
Bogotá	8	0.29%
Brasília	1	0.04%
Brussels	39	1.43%
Budapest	2	0.07%
Buenos Aires	13	0.48%
Cairo	1	0.04%
Cape Town	11	0.40%
Caracas	32	1.17%
Cardiff	1	0.04%
Casablanca	76	2.78%
Copenhagen	1	0.04%
Dakar	4	0.15%
Dakhla	5	0.18%
Dar es Salaam	1	0.04%
Dhaka	3	0.11%
Dili	1	0.04%
Doha	2	0.07%
Dublin	6	0.22%
Edinburgh	1	0.04%
Gaborone	1	0.04%
Geneva	7	0.26%
Guatemala City	2	0.07%

Harare	1	0.04%
Helsinki	4	0.15%
Islamabad	1	0.04%
Jerusalem	1	0.04%
Johannesburg	21	0.77%
Kabul	1	0.04%
Kinshasa	1	0.04%
Kuala Lumpur	1	0.04%
Kuwait	2	0.07%
Lima	7	0.26%
Lisbon	2	0.07%
London	50	1.83%
Madrid	1489	54.42%
Managua	2	0.07%
Manama	1	0.04%
Maputo	1	0.04%
Marrakech	22	0.80%
Mexico City	4	0.15%
Mogadishu	1	0.04%
Montevideo	5	0.18%
Moscow	5	0.18%
Nairobi	4	0.15%
New Delhi	8	0.29%
New York City	2	0.07%
Niamey	3	0.11%
Nouakchott	1	0.04%
Oslo	2	0.07%
Ottawa	2	0.07%
Ouagadougou	1	0.04%
Paris	131	4.79%
Prague	2	0.07%
Pretoria	5	0.18%
Pyongyang	1	0.04%
Quito	6	0.22%
Rabat	72	2.63%
Riga	3	0.11%
Riyadh	1	0.04%
Roma	14	0.51%
Saint-Domingue	1	0.04%
Stockholm	8	0.29%
Tehran	1	0.04%
Tokyo	4	0.15%
Tunis	2	0.07%
Vatican City	1	0.04%
Victoria	3	0.11%

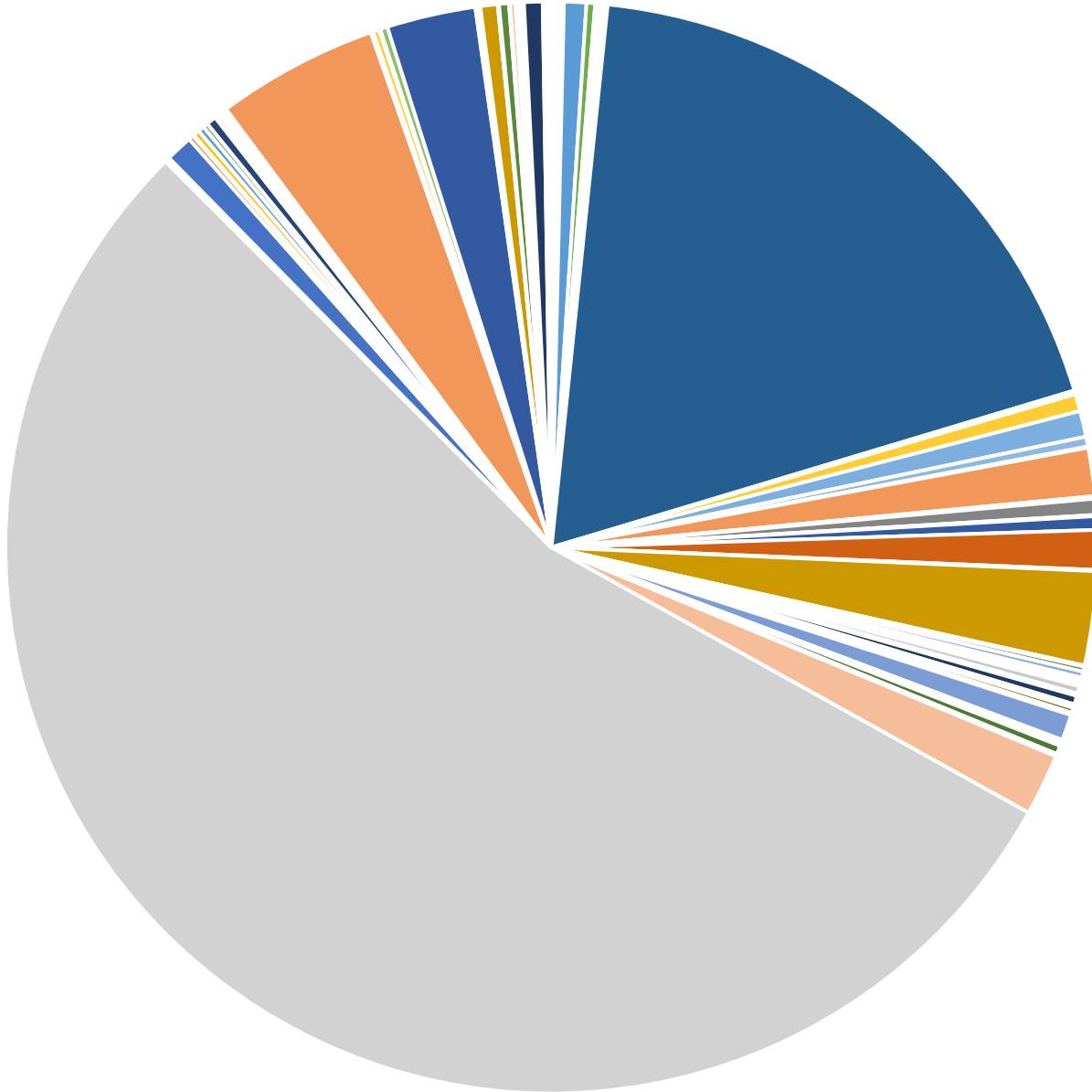
Vienna	1	0.04%
Vitoria-Gasteiz	15	0.55%
Warsaw	3	0.11%
Washington, D.C.	3	0.11%
Wellington	1	0.04%

Total of Registered Cities	Total number of Twitter Users that have tweeted, during the analyzed period, that have, at least, registered their city of living
88	2736

Number of Twitter Users that have registered their location, by City



Number of Twitter Users that have registered their location, by City (%)



- Abu Dhabi
- Abuja
- Accra
- Addis Ababa
- Algiers
- Amsterdam
- Ankara
- Antananarivo
- Asunción
- Athens
- Bamako
- Barcelona
- Beirut
- Belgrade
- Berlin
- Bern
- Bogotá
- Brasília
- Brussels
- Budapest
- Buenos Aires
- Cairo
- Cape Town
- Caracas
- Cardiff
- Casablanca
- Copenhagen
- Dakar
- Dakhla
- Dar es Salaam
- Dhaka
- Dili
- Doha
- Dublin
- Edinburgh
- Gaborone
- Geneva
- Guatemala City
- Harare
- Helsinki
- Islamabad
- Jerusalem
- Johannesburg
- Kabul
- Kinshasa
- Kuala Lumpur
- Kuwait
- Lima
- Lisbon
- London
- Madrid
- Managua
- Manama
- Maputo
- Marrakech
- Mexico City
- Mogadishu
- Montevideo
- Moscow
- Nairobi
- New Delhi
- New York City
- Niamey
- Nouakchott
- Oslo
- Ottawa
- Ouagadougou
- Paris
- Prague
- Pretoria
- Pyongyang
- Quito
- Rabat
- Riga
- Riyadh
- Roma
- Saint-Domingue
- Stockholm
- Tehran
- Tokyo
- Tunis
- Vatican City
- Victoria
- Vienna
- Vitoria-Gasteiz
- Warsaw
- Washington, D.C.
- Wellington

Number of Twitter Users that have registered their location, by City

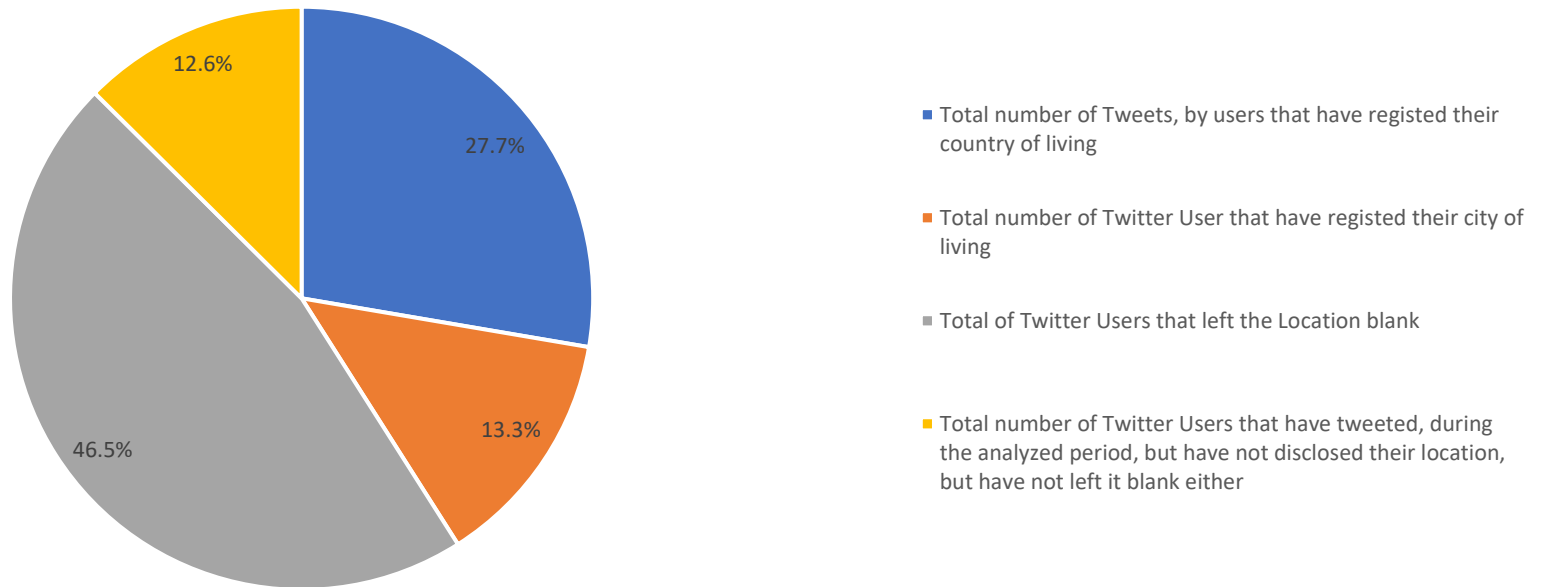


Number of Twitter Users that have registered their location, by City-
Detail View- South Africa



Total number of Twitter Users that have tweeted, during the analyzed period, that have, at least, registered their country of living	Total of Registered Countries	Total number of Twitter Users that have tweeted, during the analyzed period, that have, at least, registered their city of living	Total of Registered Cities	Total number of Twitter Users that left the Location blank	Total number of Twitter Users that have tweeted, during the analyzed period, but have not disclosed their location, but have not left it blank either	Total of Twitter Users that have tweeted, during the analyzed period
5690	119	2736	88	9549	2582	20557
27.7%	-	13.3%	-	46.5%	12.6%	100.0%

Totals



Total Values

