



<https://www.westernsahara-wa.com/>

## Twitter Data- Week 6

25/04/2021 – 03/05/2021

By Country

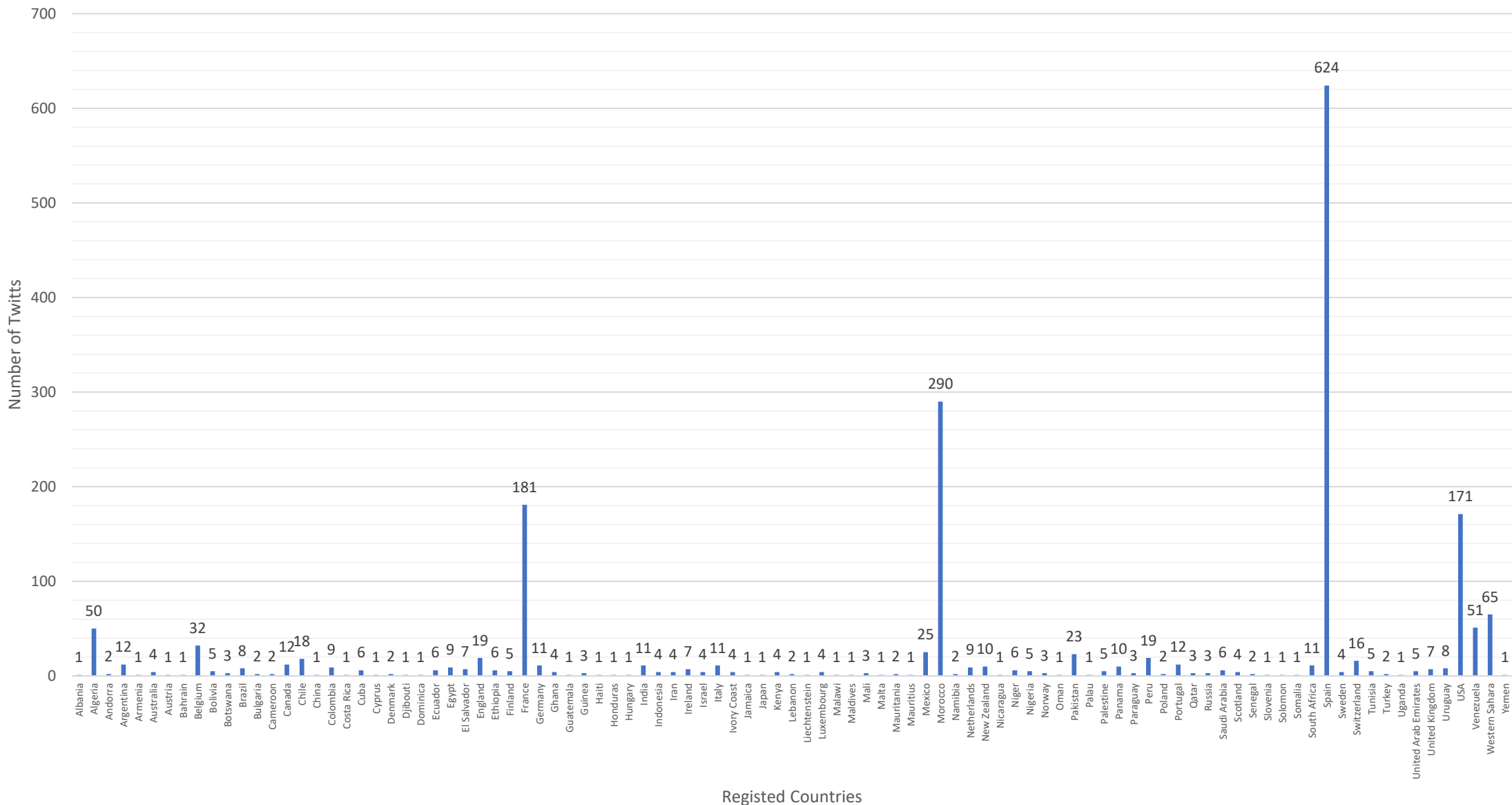
Registered Country	Number of Twitter Users, that have tweeted, during the analyzed period, that have, at least, registered their country of living	Percentage
Albania	1	0.05%
Algeria	50	2.61%
Andorra	2	0.10%
Argentina	12	0.63%
Armenia	1	0.05%
Australia	4	0.21%
Austria	1	0.05%
Bahrain	1	0.05%
Belgium	32	1.67%
Bolivia	5	0.26%
Botswana	3	0.16%
Brazil	8	0.42%
Bulgaria	2	0.10%
Cameroon	2	0.10%
Canada	12	0.63%
Chile	18	0.94%
China	1	0.05%
Colombia	9	0.47%
Costa Rica	1	0.05%
Cuba	6	0.31%
Cyprus	1	0.05%
Denmark	2	0.10%
Djibouti	1	0.05%
Dominica	1	0.05%
Ecuador	6	0.31%
Egypt	9	0.47%

El Salvador	7	0.37%
England	19	0.99%
Ethiopia	6	0.31%
Finland	5	0.26%
France	181	9.44%
Germany	11	0.57%
Ghana	4	0.21%
Guatemala	1	0.05%
Guinea	3	0.16%
Haiti	1	0.05%
Honduras	1	0.05%
Hungary	1	0.05%
India	11	0.57%
Indonesia	4	0.21%
Iran	4	0.21%
Ireland	7	0.37%
Israel	4	0.21%
Italy	11	0.57%
Ivory Coast	4	0.21%
Jamaica	1	0.05%
Japan	1	0.05%
Kenya	4	0.21%
Lebanon	2	0.10%
Liechtenstein	1	0.05%
Luxembourg	4	0.21%
Malawi	1	0.05%
Maldives	1	0.05%
Mali	3	0.16%
Malta	1	0.05%
Mauritania	2	0.10%
Mauritius	1	0.05%
Mexico	25	1.30%
Morocco	290	15.13%
Namibia	2	0.10%
Netherlands	9	0.47%
New Zealand	10	0.52%
Nicaragua	1	0.05%
Niger	6	0.31%
Nigeria	5	0.26%
Norway	3	0.16%
Oman	1	0.05%
Pakistan	23	1.20%
Palau	1	0.05%
Palestine	5	0.26%
Panama	10	0.52%

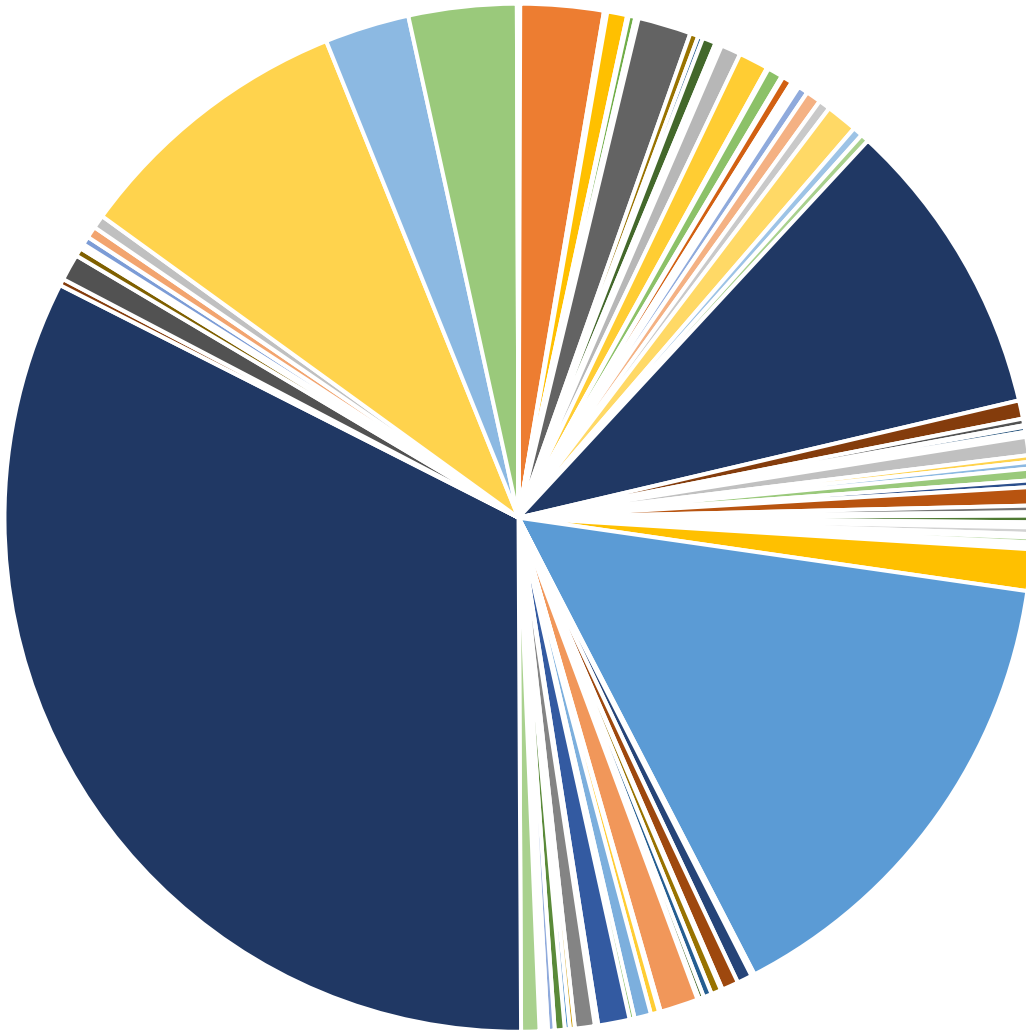
Paraguay	3	0.16%
Peru	19	0.99%
Poland	2	0.10%
Portugal	12	0.63%
Qatar	3	0.16%
Russia	3	0.16%
Saudi Arabia	6	0.31%
Scotland	4	0.21%
Senegal	2	0.10%
Slovenia	1	0.05%
Solomon	1	0.05%
Somalia	1	0.05%
South Africa	11	0.57%
Spain	624	32.55%
Sweden	4	0.21%
Switzerland	16	0.83%
Tunisia	5	0.26%
Turkey	2	0.10%
Uganda	1	0.05%
United Arab Emirates	5	0.26%
United Kingdom	7	0.37%
Uruguay	8	0.42%
USA	171	8.92%
Venezuela	51	2.66%
Western Sahara	65	3.39%
Yemen	1	0.05%

Total of Registered Countries	Total of Twitter Users, that have tweeted, during the analyzed period, that have, at least, registered their country of living
97	1917

Number of Twitter Users that have registered their location, by country

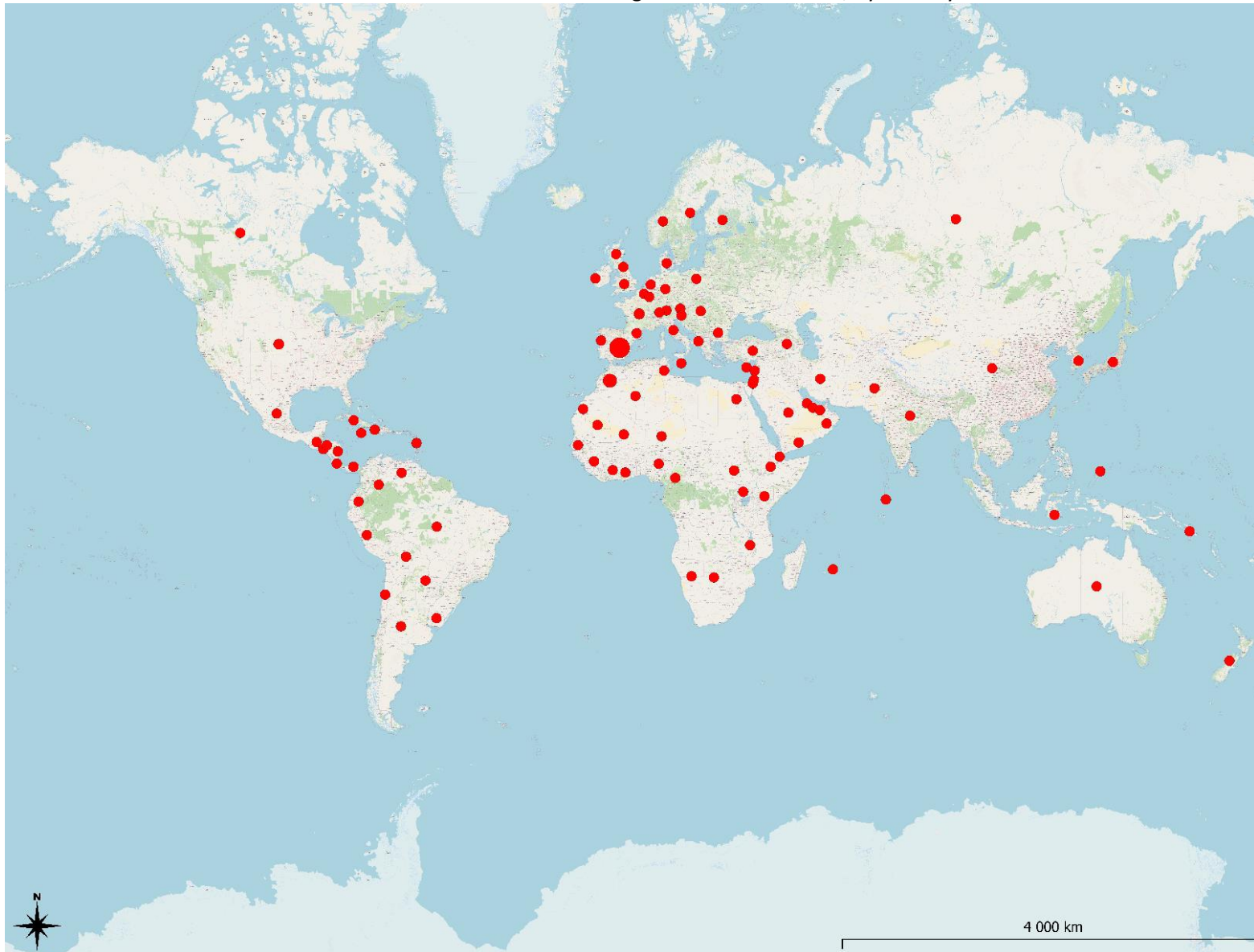


Number of Twitter Users that have registered their location, by country (%)



- |                        |                  |                  |
|------------------------|------------------|------------------|
| ■ Albania              | ■ Algeria        | ■ Andorra        |
| ■ Argentina            | ■ Armenia        | ■ Australia      |
| ■ Austria              | ■ Bahrain        | ■ Belgium        |
| ■ Bolivia              | ■ Botswana       | ■ Brazil         |
| ■ Bulgaria             | ■ Cameroon       | ■ Canada         |
| ■ Chile                | ■ China          | ■ Colombia       |
| ■ Costa Rica           | ■ Cuba           | ■ Cyprus         |
| ■ Denmark              | ■ Djibouti       | ■ Dominica       |
| ■ Ecuador              | ■ Egypt          | ■ El Salvador    |
| ■ England              | ■ Ethiopia       | ■ Finland        |
| ■ France               | ■ Germany        | ■ Ghana          |
| ■ Guatemala            | ■ Guinea         | ■ Haiti          |
| ■ Honduras             | ■ Hungary        | ■ India          |
| ■ Indonesia            | ■ Iran           | ■ Ireland        |
| ■ Israel               | ■ Italy          | ■ Ivory Coast    |
| ■ Jamaica              | ■ Liechtenstein  | ■ Luxembourg     |
| ■ Lebanon              | ■ Maldives       | ■ Mali           |
| ■ Malawi               | ■ Mauritania     | ■ Mauritius      |
| ■ Malta                | ■ Morocco        | ■ Namibia        |
| ■ Mexico               | ■ New Zealand    | ■ Nicaragua      |
| ■ Netherlands          | ■ Nigeria        | ■ Norway         |
| ■ Niger                | ■ Pakistan       | ■ Palau          |
| ■ Oman                 | ■ Panama         | ■ Paraguay       |
| ■ Palestine            | ■ Poland         | ■ Portugal       |
| ■ Peru                 | ■ Senegal        | ■ Slovenia       |
| ■ Qatar                | ■ Somalia        | ■ South Africa   |
| ■ Scotland             | ■ Sweden         | ■ Switzerland    |
| ■ Solomon              | ■ Turkey         | ■ Uganda         |
| ■ Spain                | ■ United Kingdom | ■ Uruguay        |
| ■ Tunisia              | ■ Venezuela      | ■ Western Sahara |
| ■ United Arab Emirates |                  |                  |
| ■ USA                  |                  |                  |
| ■ Yemen                |                  |                  |

Number of Twitter Users that have registered their location, by country



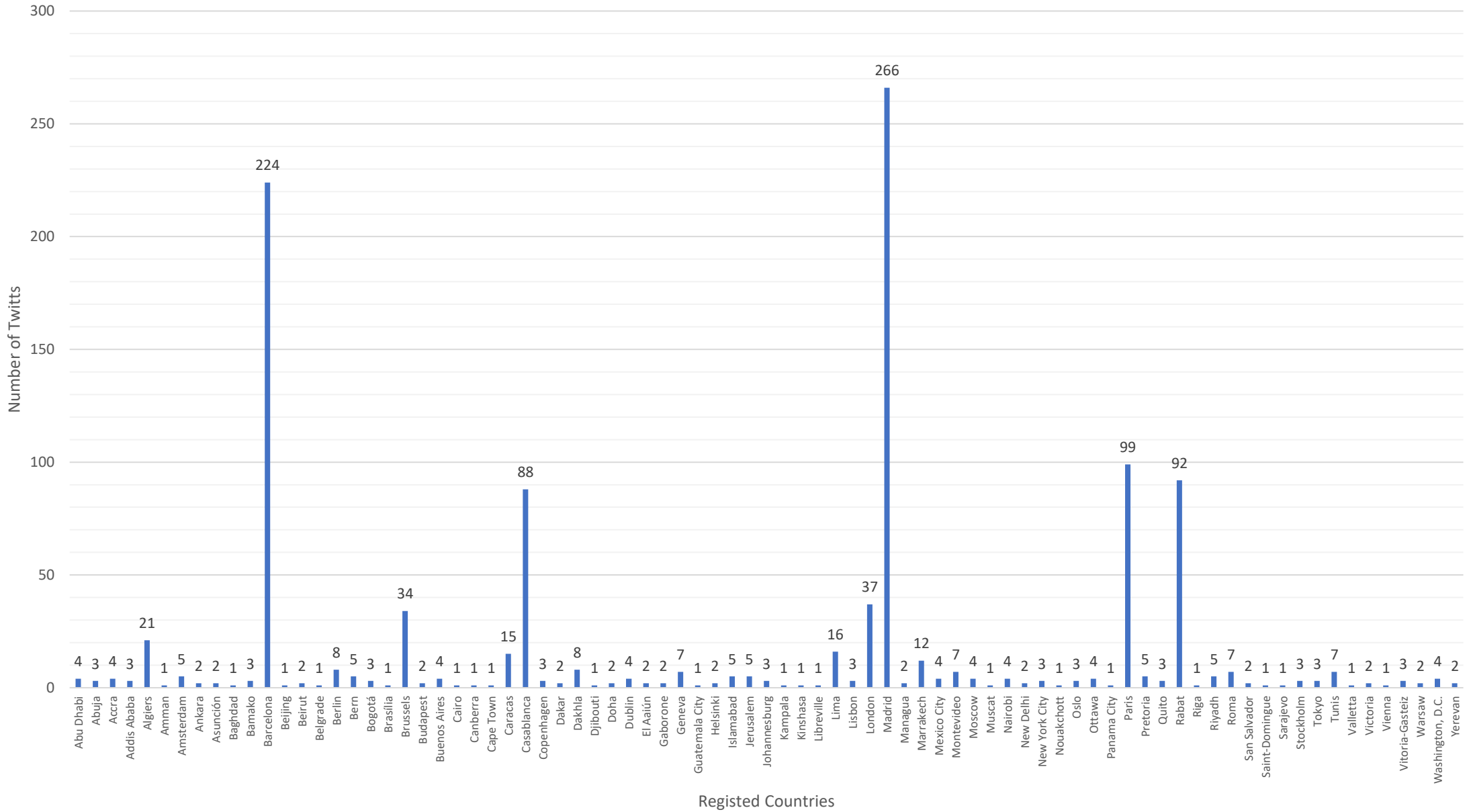
## By City

Registered City	Total number of Twitter Users that have tweeted, during the analyzed period, that have, at least, registered their city of living	Percentage
Abu Dhabi	4	0.36%
Abuja	3	0.27%
Accra	4	0.36%
Addis Ababa	3	0.27%
Algiers	21	1.90%
Amman	1	0.09%
Amsterdam	5	0.45%
Ankara	2	0.18%
Asunción	2	0.18%
Baghdad	1	0.09%
Bamako	3	0.27%
Barcelona	224	20.29%
Beijing	1	0.09%
Beirut	2	0.18%
Belgrade	1	0.09%
Berlin	8	0.72%
Bern	5	0.45%
Bogotá	3	0.27%
Brasília	1	0.09%
Brussels	34	3.08%
Budapest	2	0.18%
Buenos Aires	4	0.36%
Cairo	1	0.09%
Canberra	1	0.09%
Cape Town	1	0.09%
Caracas	15	1.36%
Casablanca	88	7.97%
Copenhagen	3	0.27%
Dakar	2	0.18%
Dakhla	8	0.72%
Djibouti	1	0.09%
Doha	2	0.18%
Dublin	4	0.36%
El Aaiún	2	0.18%
Gaborone	2	0.18%
Geneva	7	0.63%
Guatemala City	1	0.09%
Helsinki	2	0.18%
Islamabad	5	0.45%
Jerusalem	5	0.45%

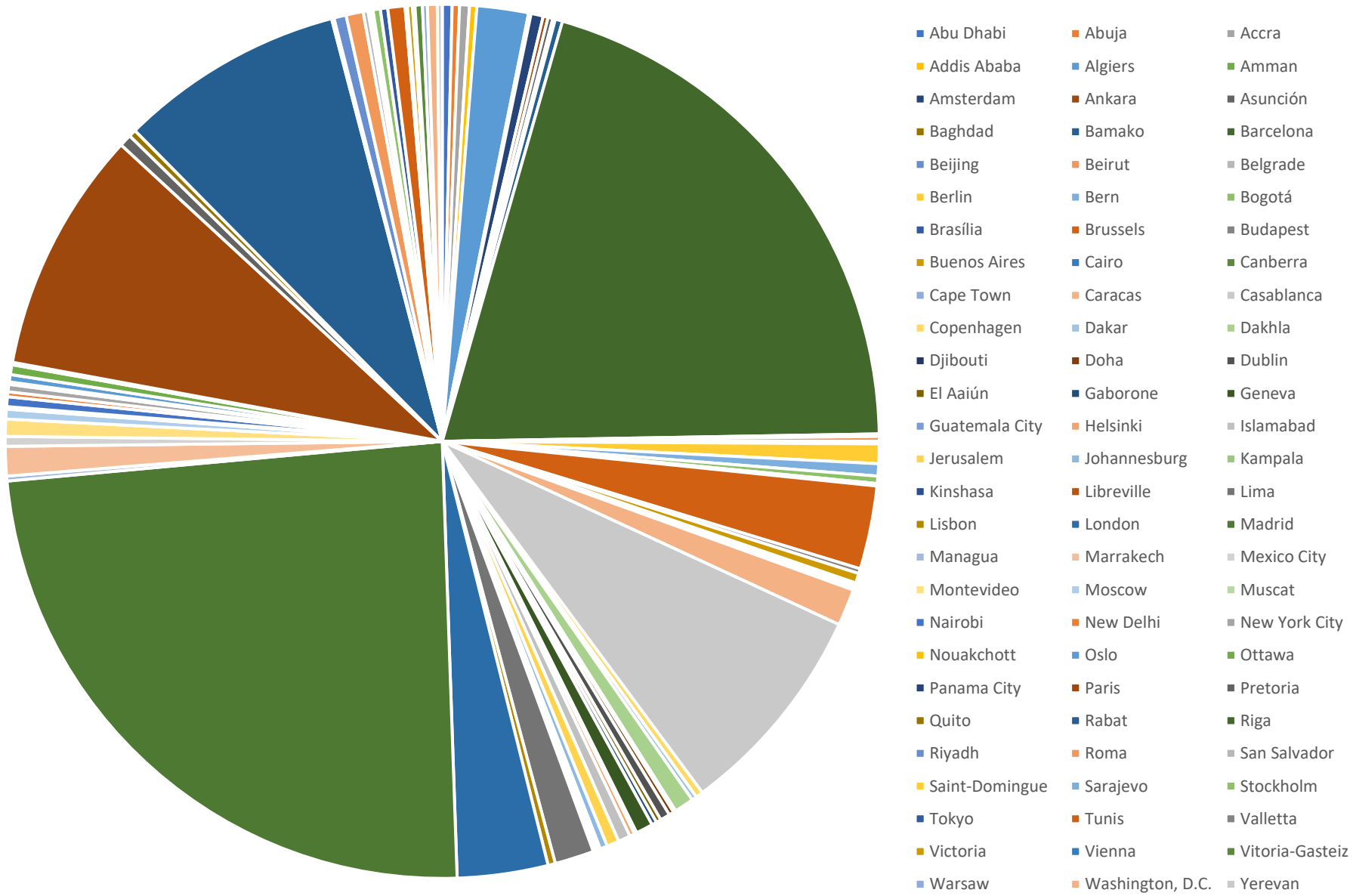
Johannesburg	3	0.27%
Kampala	1	0.09%
Kinshasa	1	0.09%
Libreville	1	0.09%
Lima	16	1.45%
Lisbon	3	0.27%
London	37	3.35%
Madrid	266	24.09%
Managua	2	0.18%
Marrakech	12	1.09%
Mexico City	4	0.36%
Montevideo	7	0.63%
Moscow	4	0.36%
Muscat	1	0.09%
Nairobi	4	0.36%
New Delhi	2	0.18%
New York City	3	0.27%
Nouakchott	1	0.09%
Oslo	3	0.27%
Ottawa	4	0.36%
Panama City	1	0.09%
Paris	99	8.97%
Pretoria	5	0.45%
Quito	3	0.27%
Rabat	92	8.33%
Riga	1	0.09%
Riyadh	5	0.45%
Roma	7	0.63%
San Salvador	2	0.18%
Saint-Domingue	1	0.09%
Sarajevo	1	0.09%
Stockholm	3	0.27%
Tokyo	3	0.27%
Tunis	7	0.63%
Valletta	1	0.09%
Victoria	2	0.18%
Vienna	1	0.09%
Vitoria-Gasteiz	3	0.27%
Warsaw	2	0.18%
Washington, D.C.	4	0.36%
Yerevan	2	0.18%

Total of Registered Cities	Total number of Twitter Users that have tweeted, during the analyzed period, that have, at least, registered their city of living
81	1104

Number of Twitter Users that have registered their location, by City



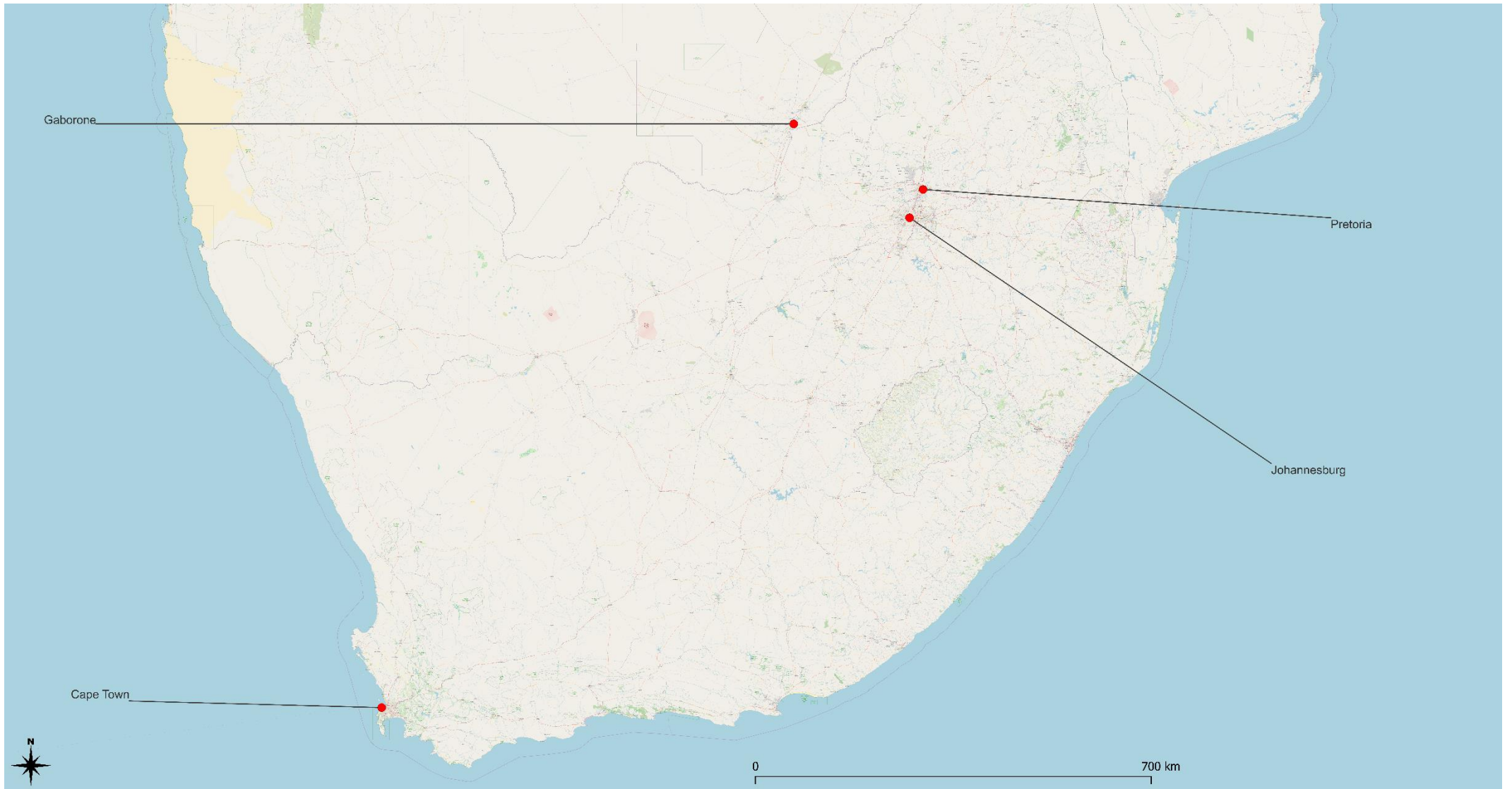
Number of Twitter Users that have registered their location, by city (%)



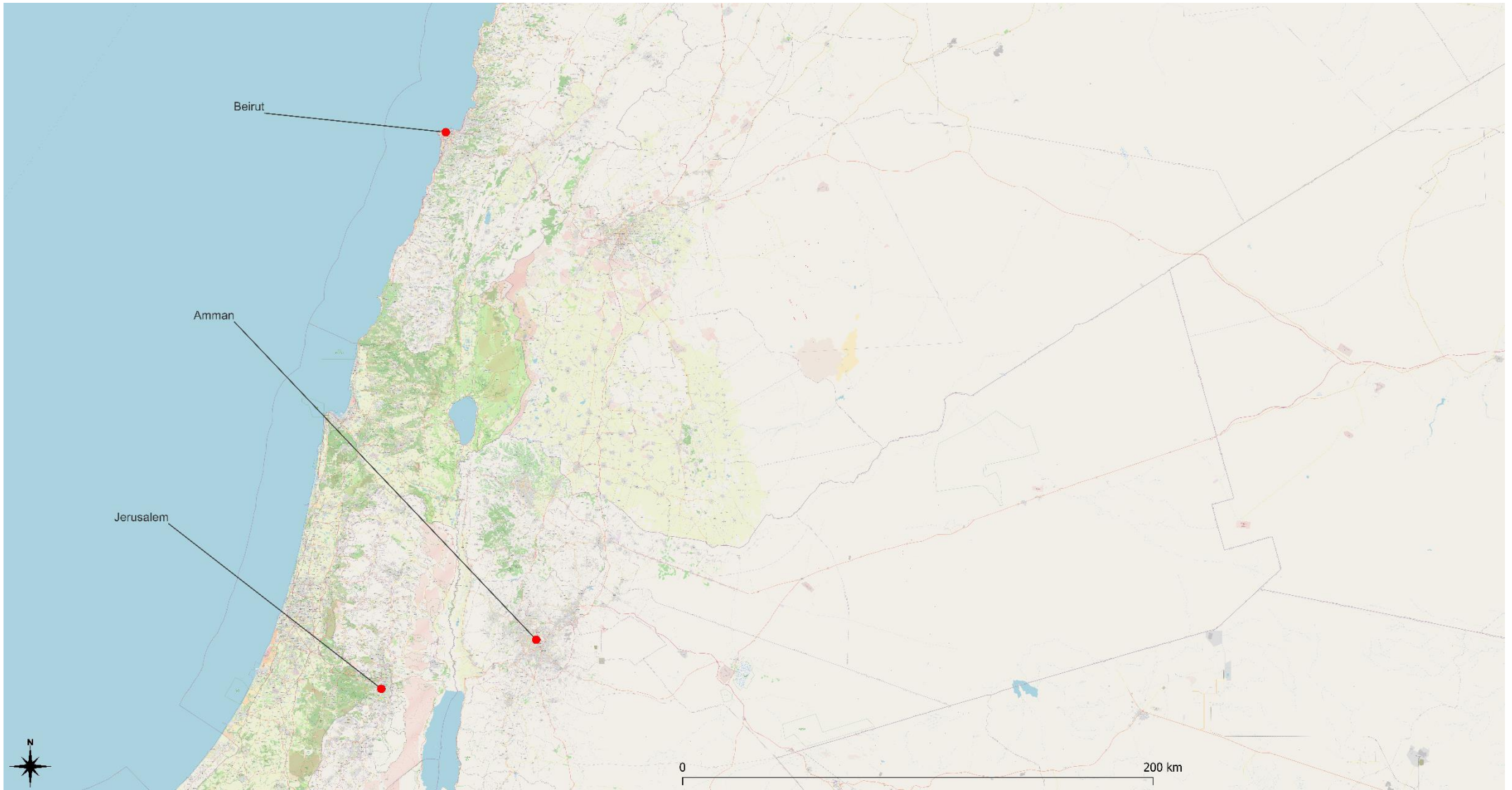
Number of Twitter Users that have registered their location, by City



Number of Twitter Users that have registered their location, by City-  
Detail View- South Africa

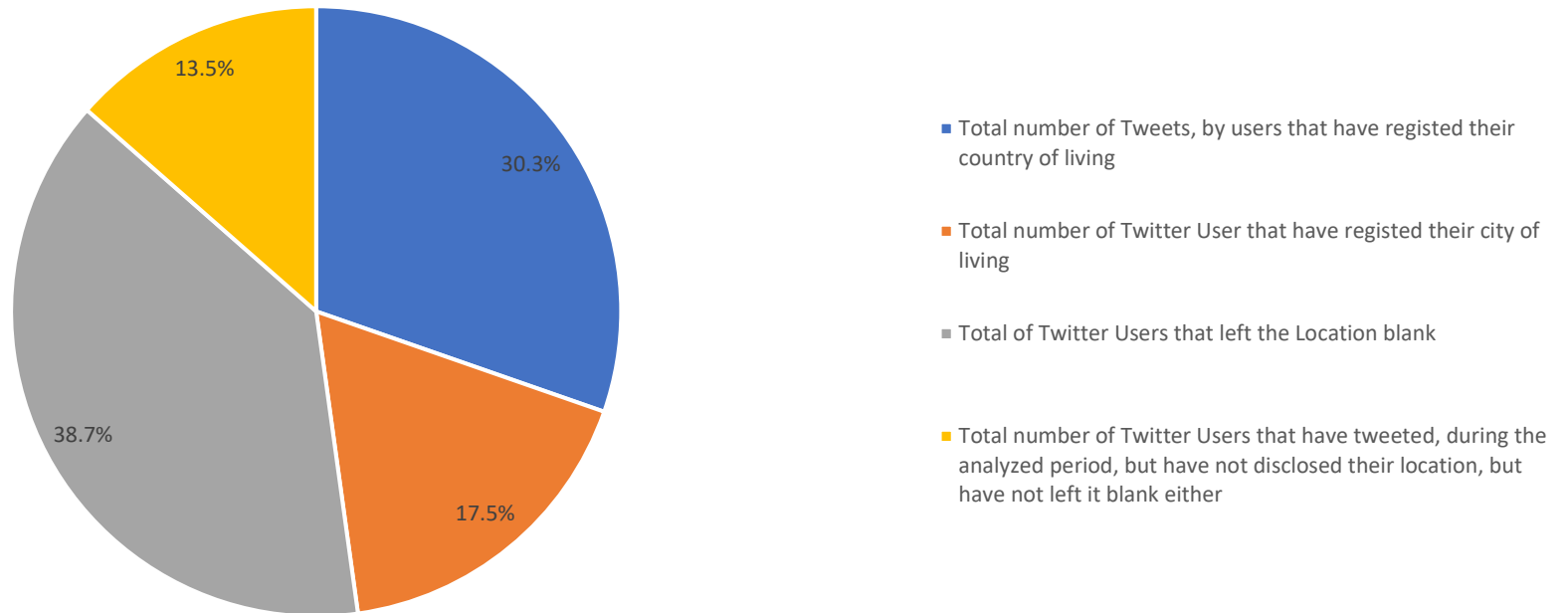


Number of Twitter Users that have registered their location, by City-  
Detail View- Middle East



Total number of Twitter Users that have tweeted, during the analyzed period, that have, at least, registered their country of living	Total of Registered Countries	Total number of Twitter Users that have tweeted, during the analyzed period, that have, at least, registered their city of living	Total of Registered Cities	Total number of Twitter Users that left the Location blank	Total number of Twitter Users that have tweeted, during the analyzed period, but have not disclosed their location, but have not left it blank either	Total of Twitter Users that have tweeted, during the analyzed period
1917	97	1104	81	2443	855	6319
30.3%	-	17.5%	-	38.7%	13.5%	100%

Totals



## Total Values

