



<https://www.westernsahara-wa.com/>

Twitter Data- Week 3

02/04/2021 – 10/04/2021

By Country

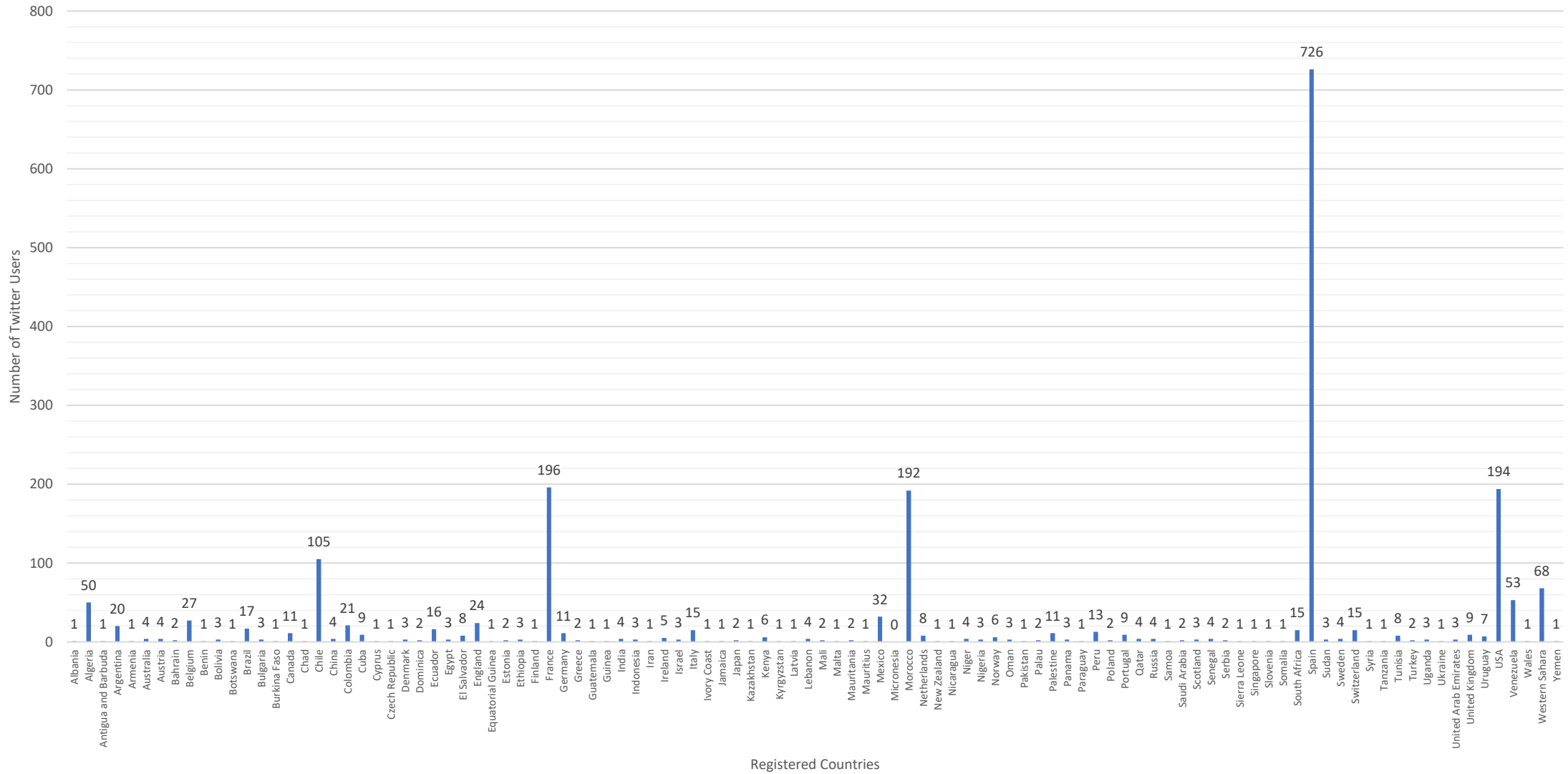
Registered Country	Number of Twitter Users, that have tweeted, during the analyzed period, that have, at least, registered their country of living	Percentage
Albania	1	0.05%
Algeria	50	2.44%
Antigua and Barbuda	1	0.05%
Argentina	20	0.98%
Armenia	1	0.05%
Australia	4	0.20%
Austria	4	0.20%
Bahrain	2	0.10%
Belgium	27	1.32%
Benin	1	0.05%
Bolivia	3	0.15%
Botswana	1	0.05%
Brazil	17	0.83%
Bulgaria	3	0.15%
Burkina Faso	1	0.05%
Canada	11	0.54%
Chad	1	0.05%
Chile	105	5.13%
China	4	0.20%
Colombia	21	1.03%
Cuba	9	0.44%
Cyprus	1	0.05%
Czech Republic	1	0.05%
Denmark	3	0.15%
Dominica	2	0.10%
Ecuador	16	0.78%

Egypt	3	0.15%
El Salvador	8	0.39%
England	24	1.17%
Equatorial Guinea	1	0.05%
Estonia	2	0.10%
Ethiopia	3	0.15%
Finland	1	0.05%
France	196	9.57%
Germany	11	0.54%
Greece	2	0.10%
Guatemala	1	0.05%
Guinea	1	0.05%
India	4	0.20%
Indonesia	3	0.15%
Iran	1	0.05%
Ireland	5	0.24%
Israel	3	0.15%
Italy	15	0.73%
Ivory Coast	1	0.05%
Jamaica	1	0.05%
Japan	2	0.10%
Kazakhstan	1	0.05%
Kenya	6	0.29%
Kyrgyzstan	1	0.05%
Latvia	1	0.05%
Lebanon	4	0.20%
Mali	2	0.10%
Malta	1	0.05%
Mauritania	2	0.10%
Mauritius	1	0.05%
Mexico	32	1.56%
Micronesia	0	0.00%
Morocco	192	9.38%
Netherlands	8	0.39%
New Zealand	1	0.05%
Nicaragua	1	0.05%
Niger	4	0.20%
Nigeria	3	0.15%
Norway	6	0.29%
Oman	3	0.15%
Pakistan	1	0.05%
Palau	2	0.10%
Palestine	11	0.54%
Panama	3	0.15%
Paraguay	1	0.05%

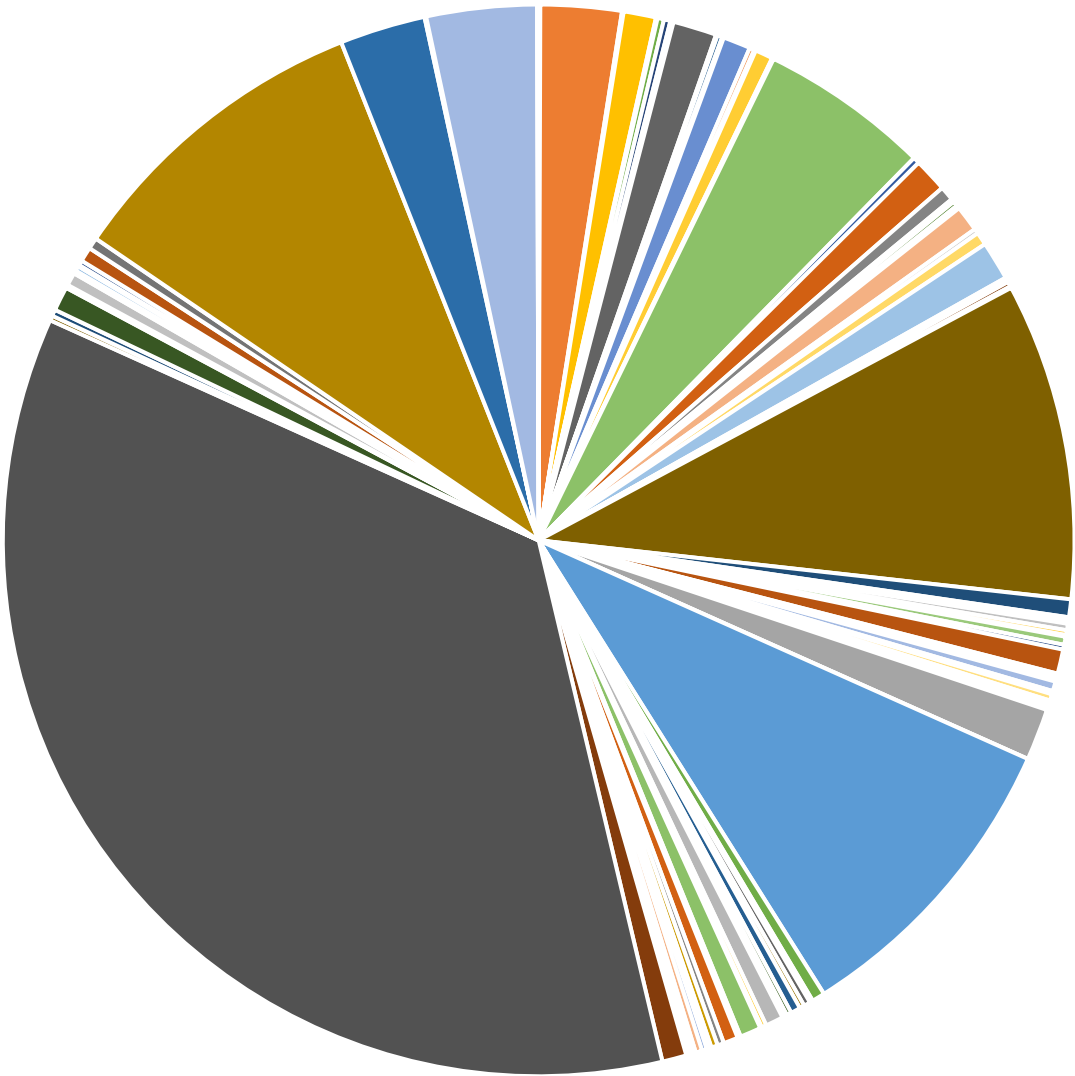
Peru	13	0.63%
Poland	2	0.10%
Portugal	9	0.44%
Qatar	4	0.20%
Russia	4	0.20%
Samoa	1	0.05%
Saudi Arabia	2	0.10%
Scotland	3	0.15%
Senegal	4	0.20%
Serbia	2	0.10%
Sierra Leone	1	0.05%
Singapore	1	0.05%
Slovenia	1	0.05%
Somalia	1	0.05%
South Africa	15	0.73%
Spain	726	35.45%
Sudan	3	0.15%
Sweden	4	0.20%
Switzerland	15	0.73%
Syria	1	0.05%
Tanzania	1	0.05%
Tunisia	8	0.39%
Turkey	2	0.10%
Uganda	3	0.15%
Ukraine	1	0.05%
United Arab Emirates	3	0.15%
United Kingdom	9	0.44%
Uruguay	7	0.34%
USA	194	9.47%
Venezuela	53	2.59%
Wales	1	0.05%
Western Sahara	68	3.32%
Yemen	1	0.05%

Total of Registered Countries	Total of Twitter Users, that have tweeted, during the analyzed period, that have, at least, registered their country of living
103	2048

Number of Twitter Users that have registered their location, by Country

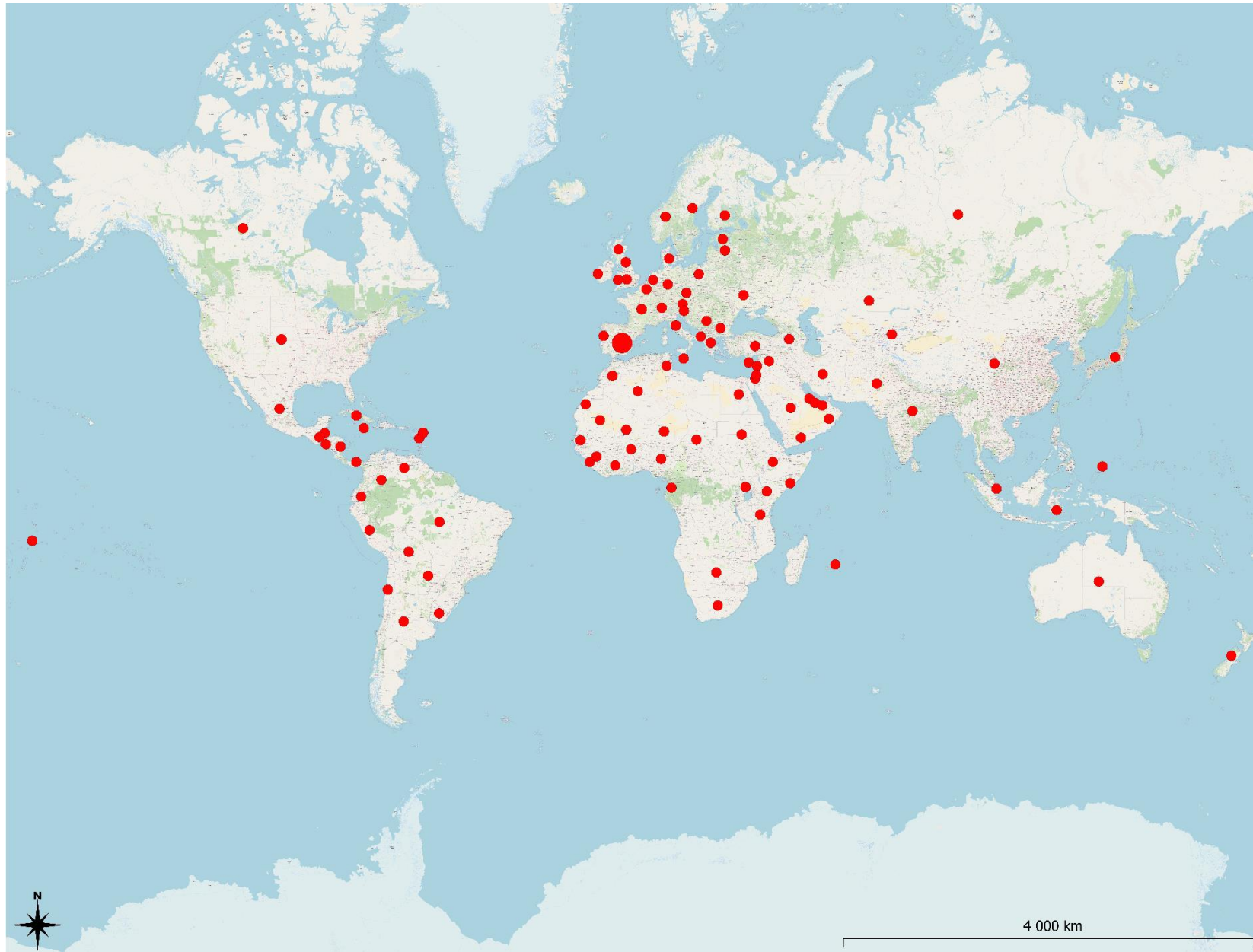


Number of Twitter Users that have registered their location, by Country (%)



- Albania
- Algeria
- Antigua and Barbuda
- Argentina
- Armenia
- Australia
- Austria
- Bahrain
- Belgium
- Benin
- Bolivia
- Botswana
- Brazil
- Bulgaria
- Burkina Faso
- Canada
- Chad
- Chile
- China
- Colombia
- Cuba
- Cyprus
- Czech Republic
- Denmark
- Dominica
- Ecuador
- Egypt
- El Salvador
- England
- Equatorial Guinea
- Estonia
- Ethiopia
- Finland
- France
- Guinea
- Greece
- Guatemala
- Iran
- India
- Indonesia
- Italy
- Ireland
- Israel
- Japan
- Ivory Coast
- Jamaica
- Kazakhstan
- Kenya
- Kyrgyzstan
- Latvia
- Lebanon
- Mali
- Malta
- Mauritania
- Mauritius
- Mexico
- Micronesia
- Morocco
- Netherlands
- New Zealand
- Nicaragua
- Niger
- Nigeria
- Norway
- Oman
- Pakistan
- Palau
- Palestine
- Panama
- Paraguay
- Peru
- Poland
- Portugal
- Qatar
- Russia
- Samoa
- Saudi Arabia
- Scotland
- Senegal
- Serbia
- Sierra Leone
- Singapore
- Slovenia
- Somalia
- South Africa
- Spain
- Sudan
- Sweden
- Switzerland
- Syria
- Tanzania
- Tunisia
- Turkey
- Uganda
- Ukraine
- United Arab Emirates
- United Kingdom
- Uruguay
- USA
- Venezuela
- Wales
- Western Sahara
- Yemen

Number of Twitter Users that have registered their location, by Country



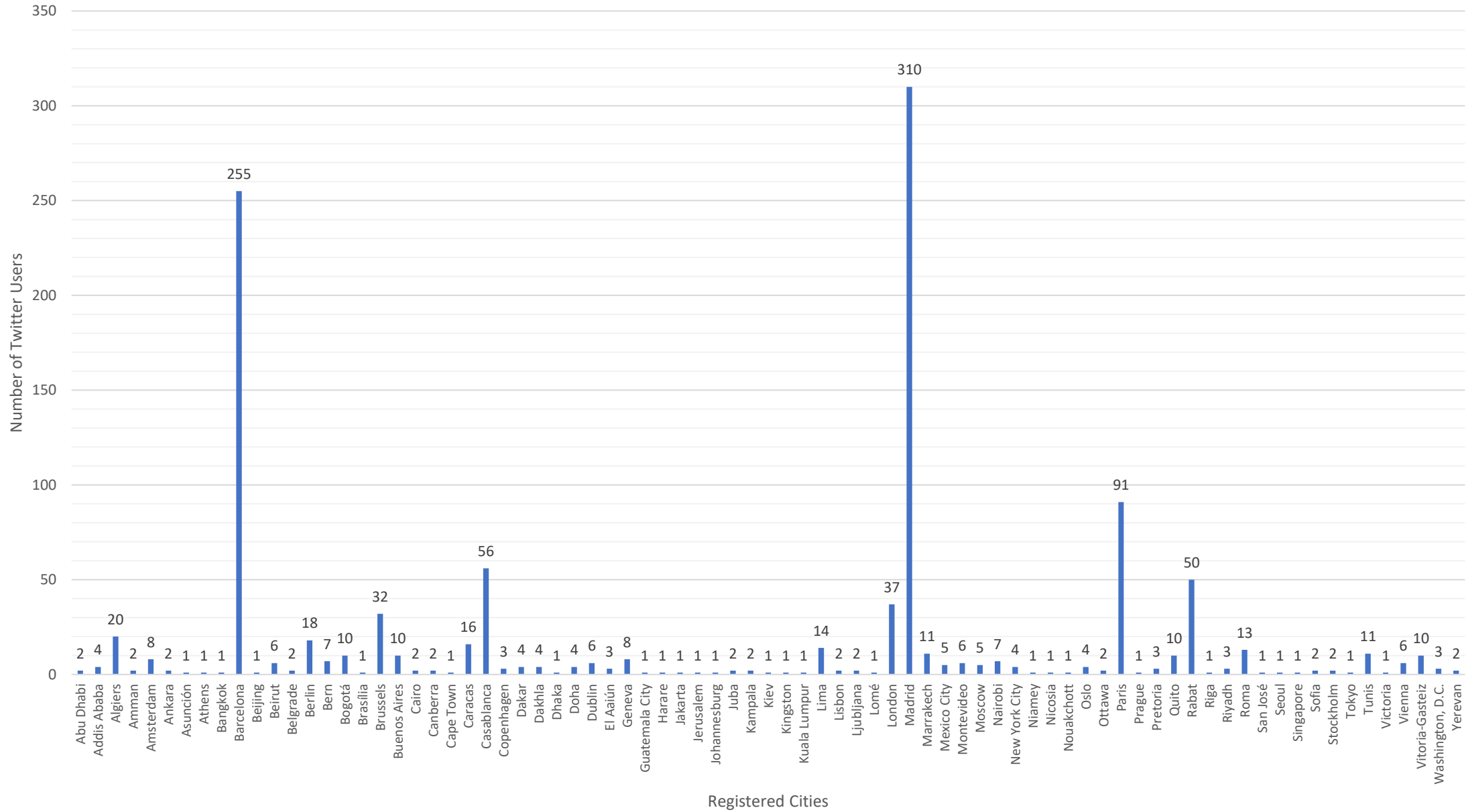
By City

Registered City	Total number of Twitter Users that have tweeted, during the analyzed period, that have, at least, registered their city of living	Percentage
Abu Dhabi	2	0.18%
Addis Ababa	4	0.35%
Algiers	20	1.77%
Amman	2	0.18%
Amsterdam	8	0.71%
Ankara	2	0.18%
Asunción	1	0.09%
Athens	1	0.09%
Bangkok	1	0.09%
Barcelona	255	22.55%
Beijing	1	0.09%
Beirut	6	0.53%
Belgrade	2	0.18%
Berlin	18	1.59%
Bern	7	0.62%
Bogotá	10	0.88%
Brasília	1	0.09%
Brussels	32	2.83%
Buenos Aires	10	0.88%
Cairo	2	0.18%
Canberra	2	0.18%
Cape Town	1	0.09%
Caracas	16	1.41%
Casablanca	56	4.95%
Copenhagen	3	0.27%
Dakar	4	0.35%
Dakhla	4	0.35%
Dhaka	1	0.09%
Doha	4	0.35%
Dublin	6	0.53%
El Aaiún	3	0.27%
Geneva	8	0.71%
Guatemala City	1	0.09%
Harare	1	0.09%
Jakarta	1	0.09%
Jerusalem	1	0.09%
Johannesburg	1	0.09%
Juba	2	0.18%
Kampala	2	0.18%
Kiev	1	0.09%

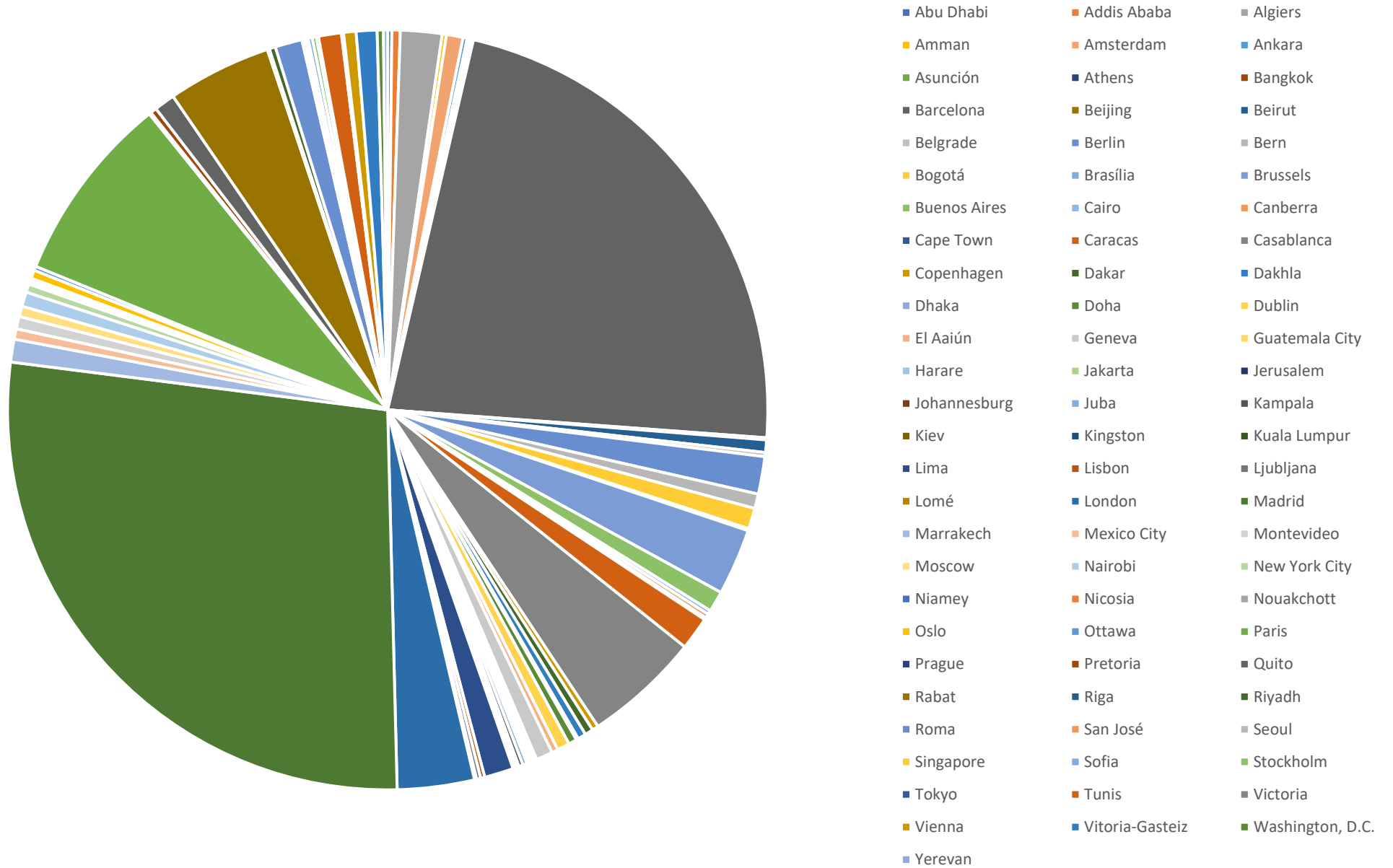
Kingston	1	0.09%
Kuala Lumpur	1	0.09%
Lima	14	1.24%
Lisbon	2	0.18%
Ljubljana	2	0.18%
Lomé	1	0.09%
London	37	3.27%
Madrid	310	27.41%
Marrakech	11	0.97%
Mexico City	5	0.44%
Montevideo	6	0.53%
Moscow	5	0.44%
Nairobi	7	0.62%
New York City	4	0.35%
Niamey	1	0.09%
Nicosia	1	0.09%
Nouakchott	1	0.09%
Oslo	4	0.35%
Ottawa	2	0.18%
Paris	91	8.05%
Prague	1	0.09%
Pretoria	3	0.27%
Quito	10	0.88%
Rabat	50	4.42%
Riga	1	0.09%
Riyadh	3	0.27%
Roma	13	1.15%
San José	1	0.09%
Seoul	1	0.09%
Singapore	1	0.09%
Sofia	2	0.18%
Stockholm	2	0.18%
Tokyo	1	0.09%
Tunis	11	0.97%
Victoria	1	0.09%
Vienna	6	0.53%
Vitoria-Gasteiz	10	0.88%
Washington, D.C.	3	0.27%
Yerevan	2	0.18%

Total of Registered Cities	Total number of Twitter Users that have tweeted, during the analyzed period, that have, at least, registered their city of living
79	1131

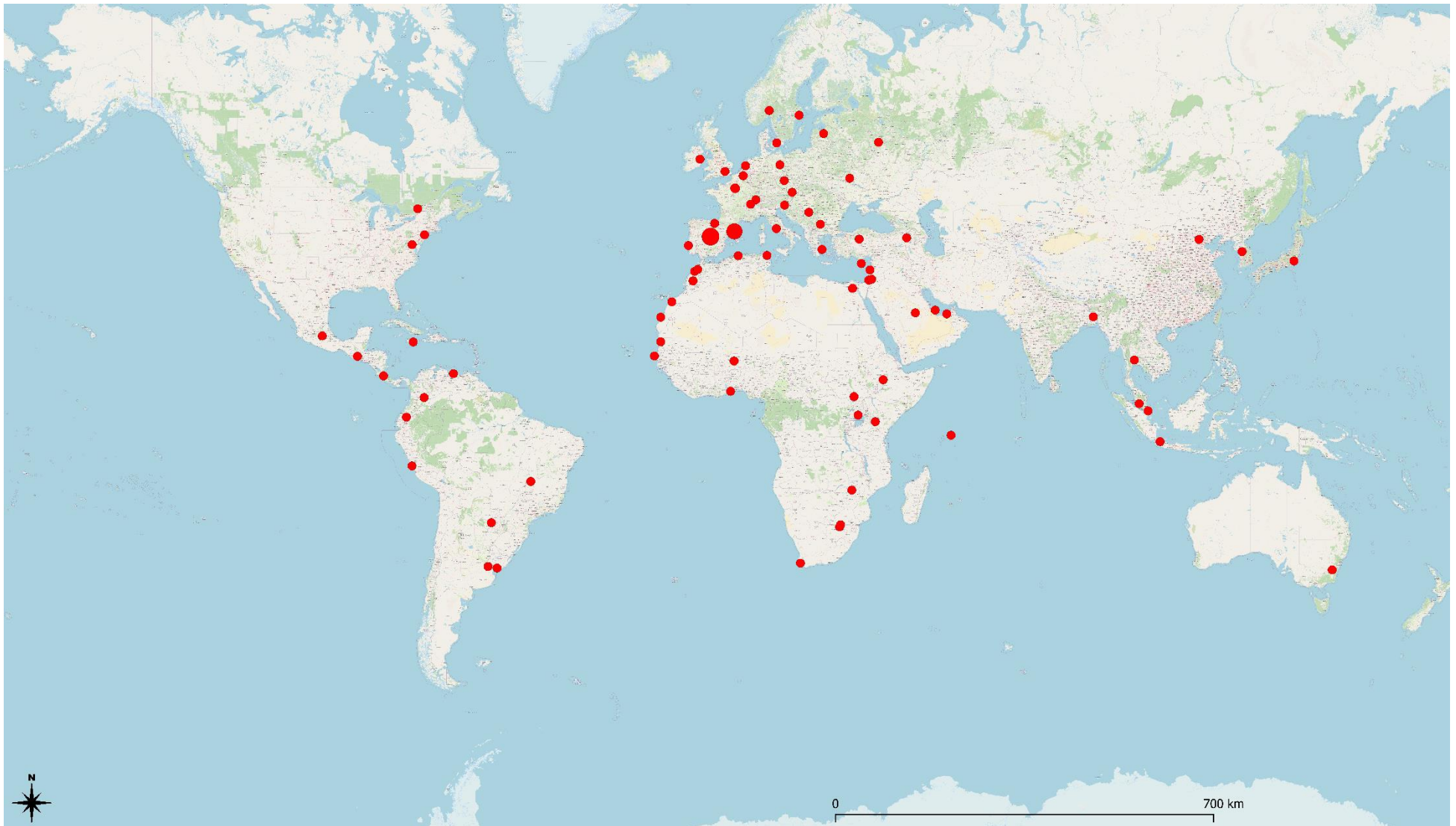
Number of Twitter Users that have registered their location, by City



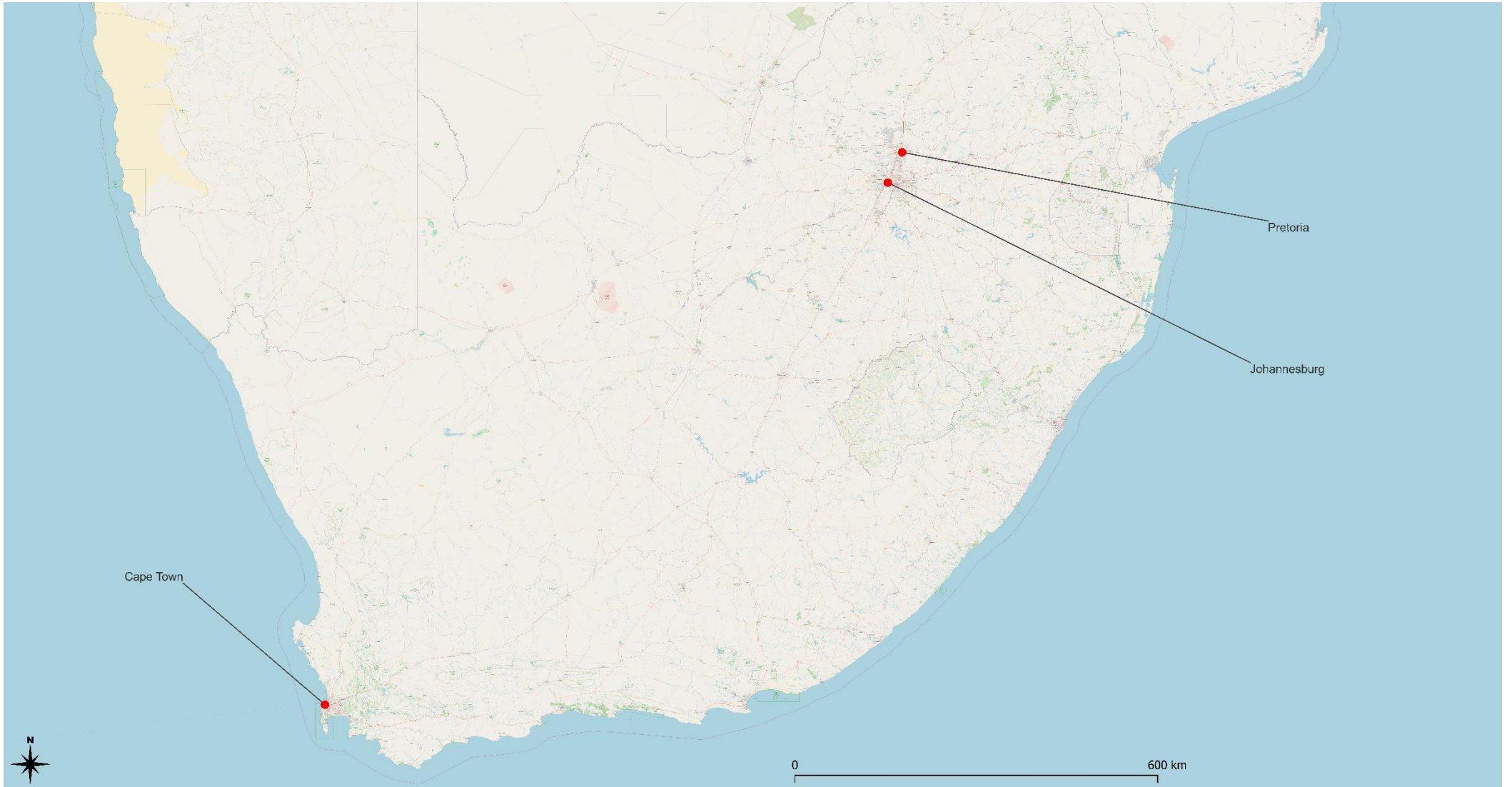
Number of Twitter Users that have registered their location, by City (%)



Number of Twitter Users that have registered their location, by City

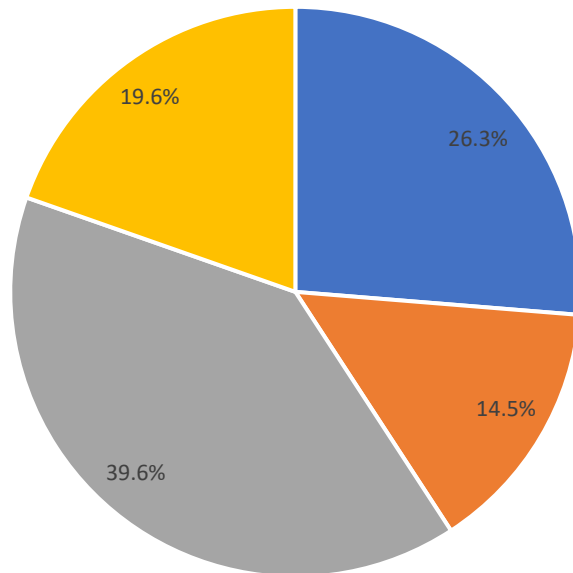


Number of Twitter Users that have registered their location, by City-
Detail View- South Africa



Total number of Twitter Users that have tweeted, during the analyzed period, that have, at least, registered their country of living	Total of Registered Countries	Total number of Twitter Users that have tweeted, during the analyzed period, that have, at least, registered their city of living	Total of Registered Cities	Total number of Twitter Users that left the Location blank	Total number of Twitter Users that have tweeted, during the analyzed period, but have not disclosed their location, but have not left it blank either	Total of Twitter Users that have tweeted, during the analyzed period
2048	103	1131	79	3083	1529	7791
26.3%	-	14.5%	-	39.6%	19.6%	100%

Totals



- Total number of Tweets, by users that have registered their country of living
- Total number of Twitter User that have registered their city of living
- Total of Twitter Users that left the Location blank
- Total number of Twitter Users that have tweeted, during the analyzed period, but have not disclosed their location, but have not left it blank either

Total Values

