



<https://www.westernsahara-wa.com/>

## Twitter Data- Week 2

28/03/2021 – 05/04/2021

By Country

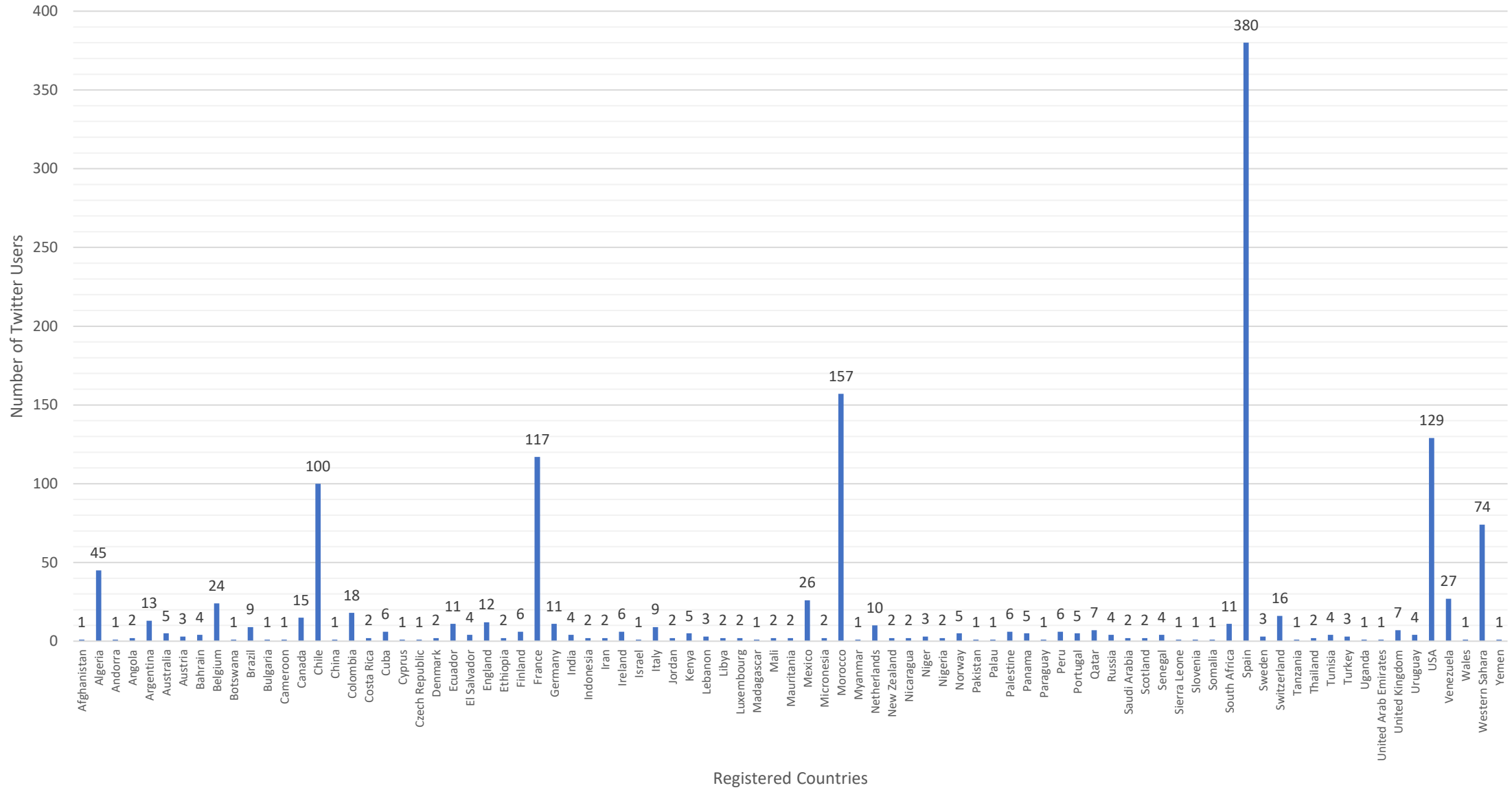
Registered Country	Number of Twitter Users, that have tweeted, during the analyzed period, that have, at least, registered their country of living	Percentage
Afghanistan	1	0.07%
Algeria	45	3.25%
Andorra	1	0.07%
Angola	2	0.14%
Argentina	13	0.94%
Australia	5	0.36%
Austria	3	0.22%
Bahrain	4	0.29%
Belgium	24	1.73%
Botswana	1	0.07%
Brazil	9	0.65%
Bulgaria	1	0.07%
Cameroon	1	0.07%
Canada	15	1.08%
Chile	100	7.23%
China	1	0.07%
Colombia	18	1.30%
Costa Rica	2	0.14%
Cuba	6	0.43%
Cyprus	1	0.07%
Czech Republic	1	0.07%
Denmark	2	0.14%
Ecuador	11	0.79%
El Salvador	4	0.29%
England	12	0.87%
Ethiopia	2	0.14%

Finland	6	0.43%
France	117	8.45%
Germany	11	0.79%
India	4	0.29%
Indonesia	2	0.14%
Iran	2	0.14%
Ireland	6	0.43%
Israel	1	0.07%
Italy	9	0.65%
Jordan	2	0.14%
Kenya	5	0.36%
Lebanon	3	0.22%
Libya	2	0.14%
Luxembourg	2	0.14%
Madagascar	1	0.07%
Mali	2	0.14%
Mauritania	2	0.14%
<b>Mexico</b>	26	1.88%
Micronesia	2	0.14%
Morocco	157	11.34%
Myanmar	1	0.07%
Netherlands	10	0.72%
New Zealand	2	0.14%
Nicaragua	2	0.14%
Niger	3	0.22%
Nigeria	2	0.14%
Norway	5	0.36%
Pakistan	1	0.07%
Palau	1	0.07%
Palestine	6	0.43%
Panama	5	0.36%
Paraguay	1	0.07%
Peru	6	0.43%
Portugal	5	0.36%
Qatar	7	0.51%
Russia	4	0.29%
Saudi Arabia	2	0.14%
Scotland	2	0.14%
Senegal	4	0.29%
Sierra Leone	1	0.07%
Slovenia	1	0.07%
Somalia	1	0.07%
South Africa	11	0.79%
Spain	380	27.46%
Sweden	3	0.22%

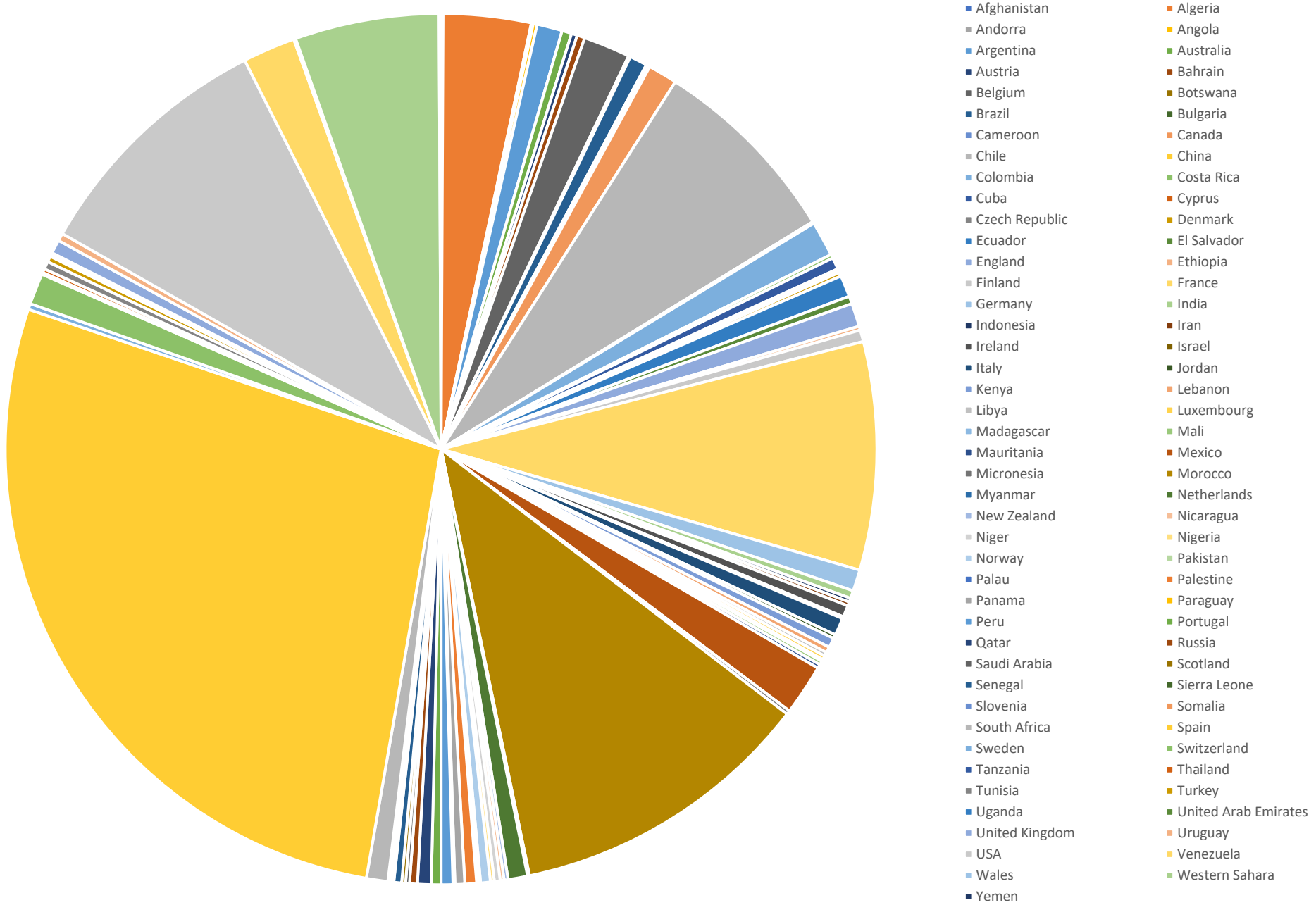
Switzerland	16	1.16%
Tanzania	1	0.07%
Thailand	2	0.14%
Tunisia	4	0.29%
Turkey	3	0.22%
Uganda	1	0.07%
United Arab Emirates	1	0.07%
United Kingdom	7	0.51%
Uruguay	4	0.29%
USA	129	9.32%
Venezuela	27	1.95%
Wales	1	0.07%
Western Sahara	74	5.35%
Yemen	1	0.07%

Total of Registered Countries	Total of Twitter Users, that have tweeted, during the analyzed period, that have, at least, registered their country of living
85	1384

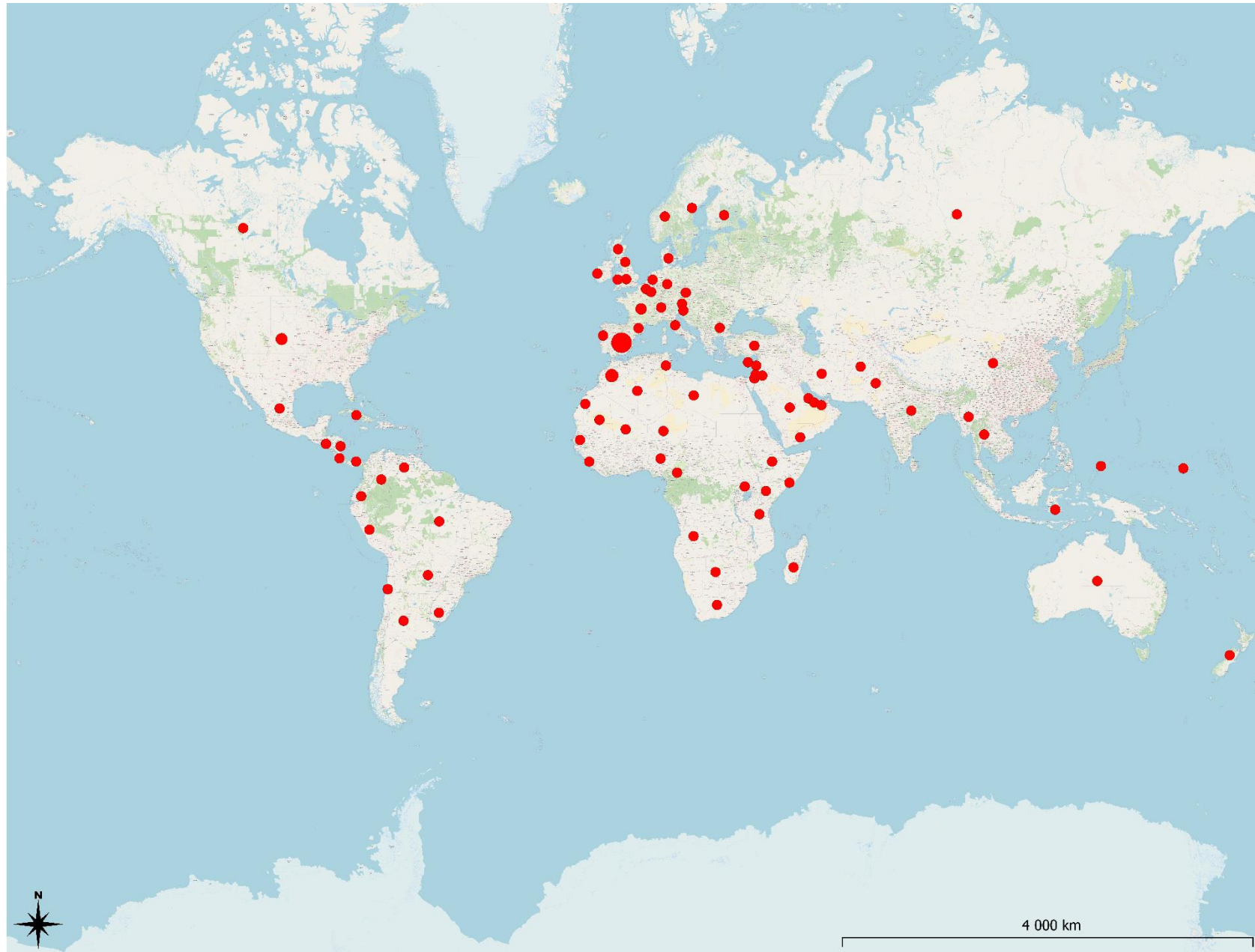
## Number of Registered Twitter Users that have registered their location, by Country



Number of Twitter Users that have registered their location, by Country (%)



Number of Twitter Users that have registered their location, by Country



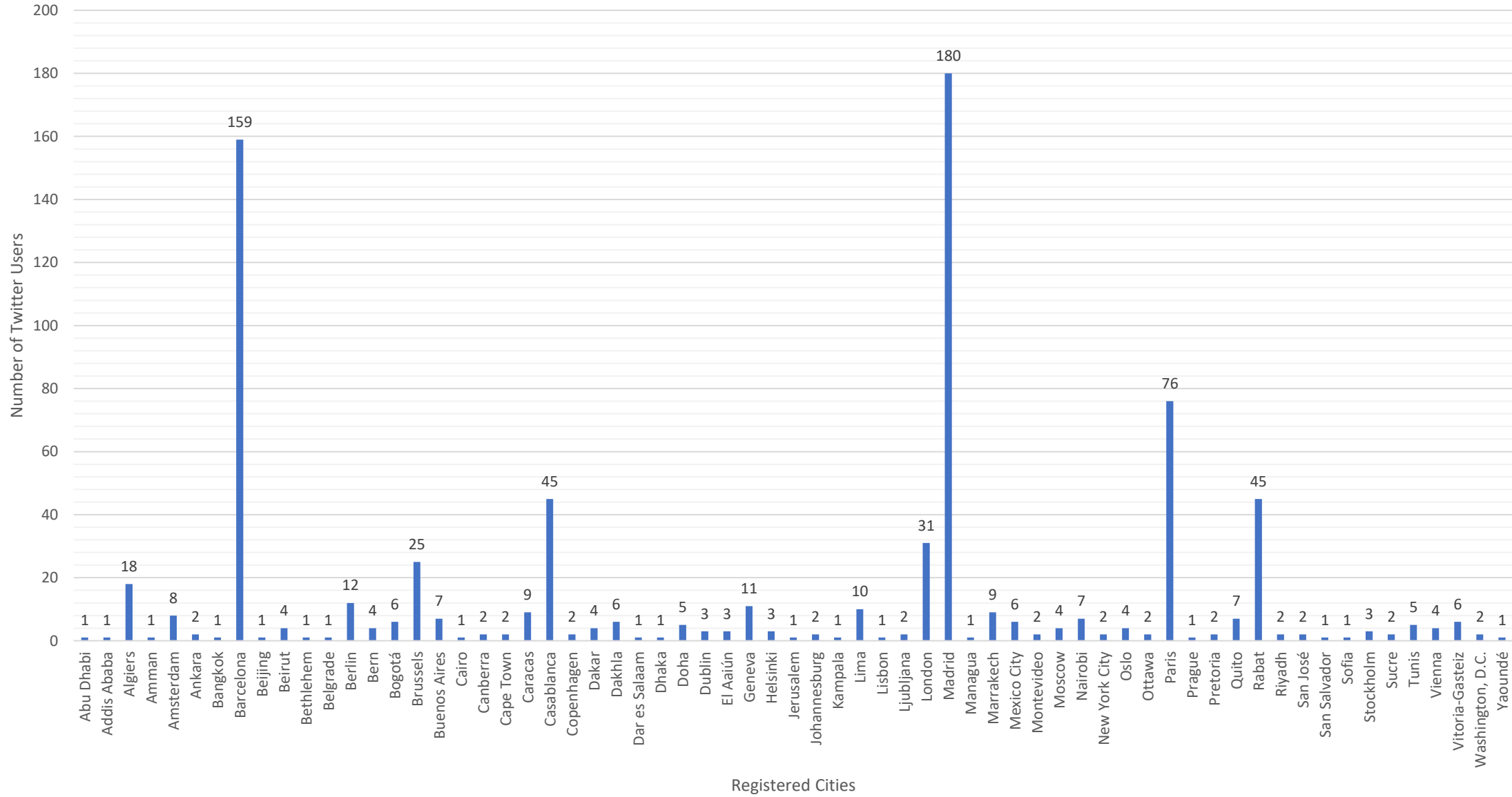
## By City

Registered City	Total number of Twitter Users that have tweeted, during the analyzed period, that have, at least, registered their city of living	Percentage
Abu Dhabi	1	0.13%
Addis Ababa	1	0.13%
Algiers	18	2.32%
Amman	1	0.13%
Amsterdam	8	1.03%
Ankara	2	0.26%
Bangkok	1	0.13%
Barcelona	159	20.52%
Beijing	1	0.13%
Beirut	4	0.52%
Bethlehem	1	0.13%
Belgrade	1	0.13%
Berlin	12	1.55%
Bern	4	0.52%
Bogotá	6	0.77%
Brussels	25	3.23%
Buenos Aires	7	0.90%
Cairo	1	0.13%
Canberra	2	0.26%
Cape Town	2	0.26%
Caracas	9	1.16%
Casablanca	45	5.81%
Copenhagen	2	0.26%
Dakar	4	0.52%
Dakhla	6	0.77%
Dar es Salaam	1	0.13%
Dhaka	1	0.13%
Doha	5	0.65%
Dublin	3	0.39%
El Aaiún	3	0.39%
Geneva	11	1.42%
Helsinki	3	0.39%
Jerusalem	1	0.13%
Johannesburg	2	0.26%
Kampala	1	0.13%
Lima	10	1.29%
Lisbon	1	0.13%
Ljubljana	2	0.26%

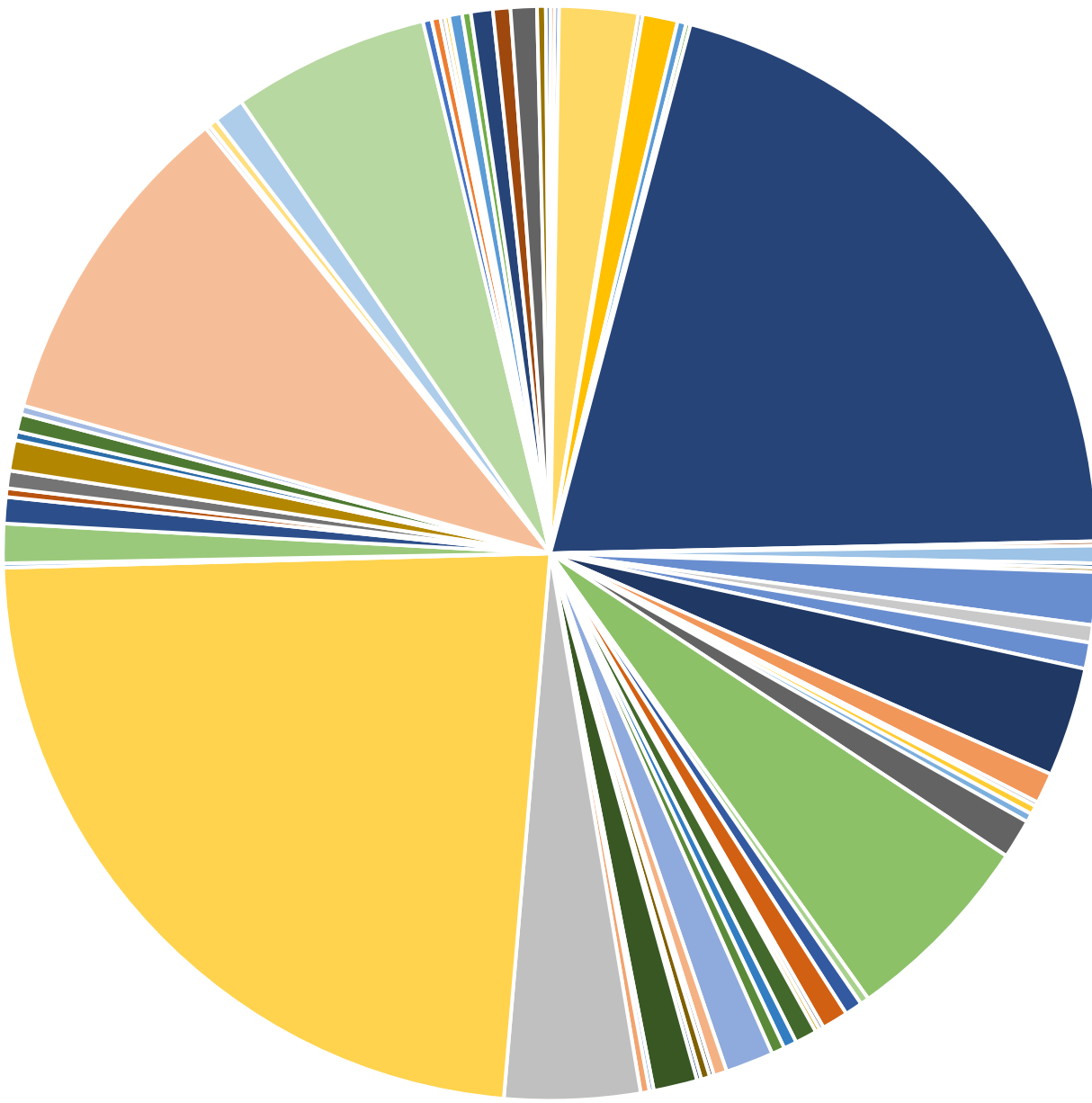
London	31	4.00%
Madrid	180	23.23%
Managua	1	0.13%
Marrakech	9	1.16%
Mexico City	6	0.77%
Montevideo	2	0.26%
Moscow	4	0.52%
Nairobi	7	0.90%
New York City	2	0.26%
Oslo	4	0.52%
Ottawa	2	0.26%
Paris	76	9.81%
Prague	1	0.13%
Pretoria	2	0.26%
Quito	7	0.90%
Rabat	45	5.81%
Riyadh	2	0.26%
San José	2	0.26%
San Salvador	1	0.13%
Sofia	1	0.13%
Stockholm	3	0.39%
Sucre	2	0.26%
Tunis	5	0.65%
Vienna	4	0.52%
Vitoria-Gasteiz	6	0.77%
Washington, D.C.	2	0.26%
Yaoundé	1	0.13%

<b>Total of Registered Cities</b>	<b>Total number of Twitter Users that have tweeted, during the analyzed period, that have, at least, registered their city of living</b>
65	775

Number of Twitter User that have registered their location, by City

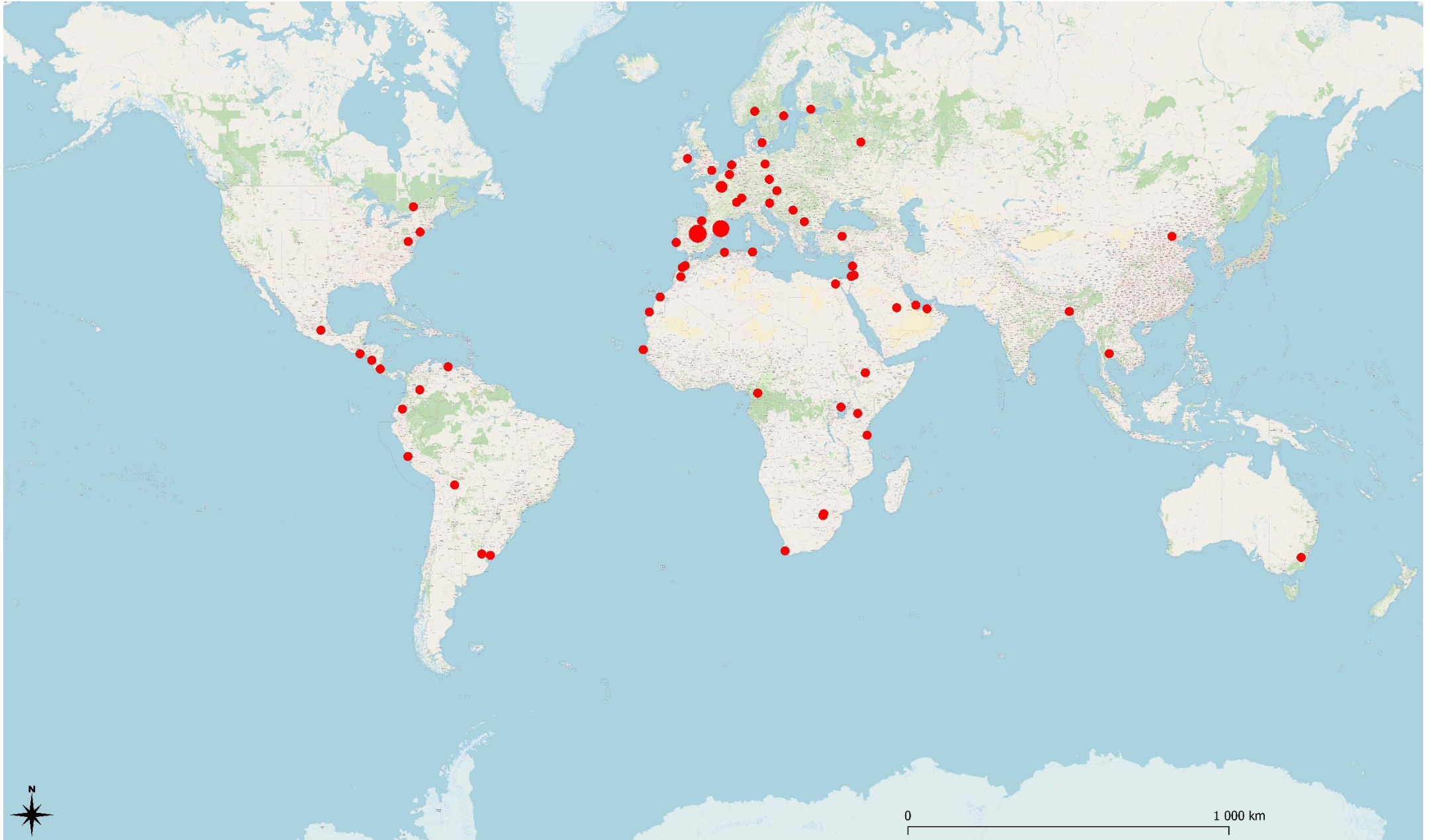


Number of Twitter User that have registred their location, by City (%)

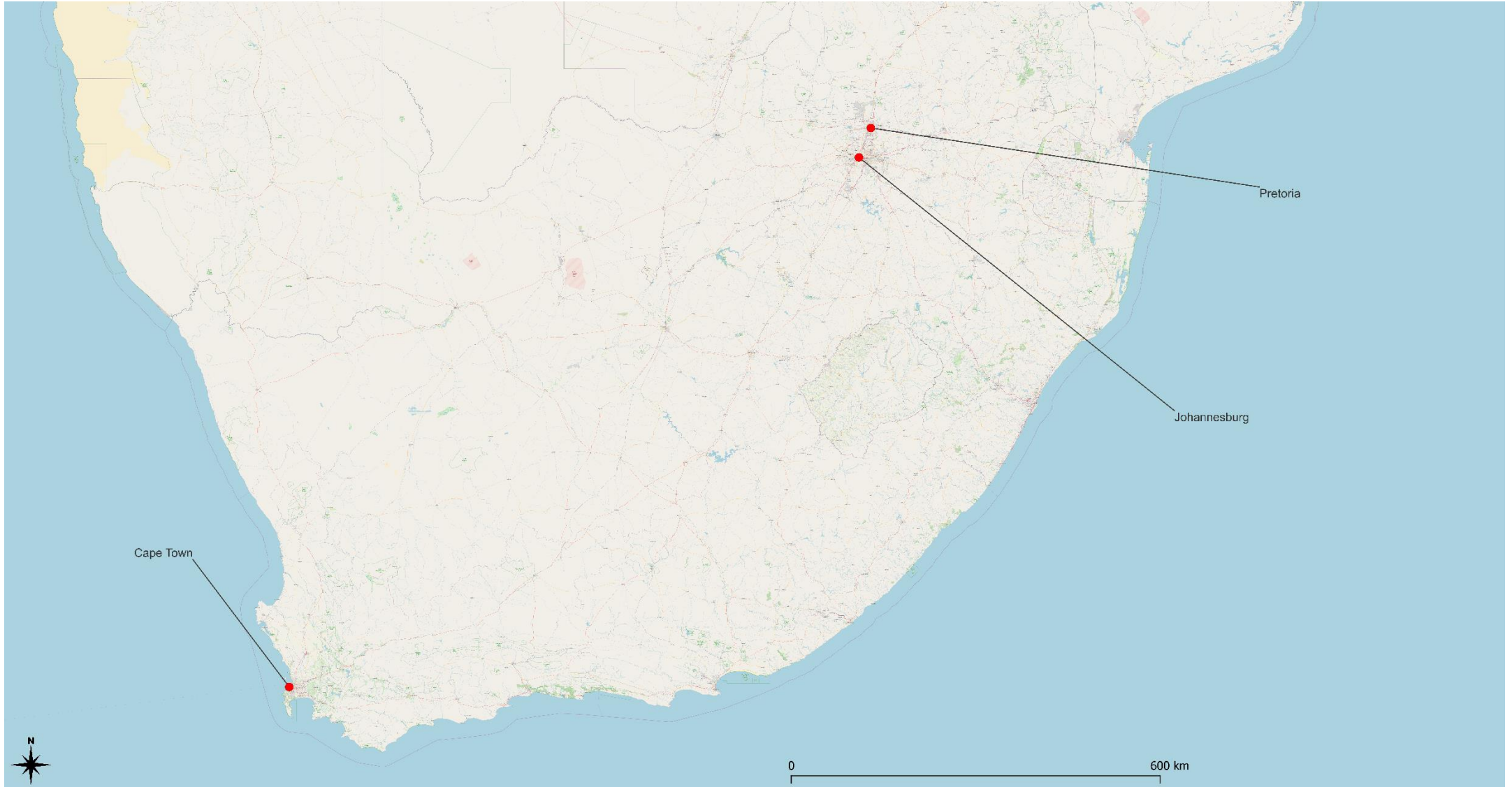


- Abu Dhabi
- Algiers
- Amsterdam
- Bangkok
- Beijing
- Bethlehem
- Berlin
- Bogotá
- Buenos Aires
- Canberra
- Caracas
- Copenhagen
- Dakhla
- Dhaka
- Dublin
- Geneva
- Jerusalem
- Kampala
- Lisbon
- London
- Managua
- Mexico City
- Moscow
- New York City
- Ottawa
- Prague
- Quito
- Riyadh
- San Salvador
- Stockholm
- Tunis
- Vitoria-Gasteiz
- Yaoundé
- Addis Ababa
- Amman
- Ankara
- Barcelona
- Beirut
- Belgrade
- Bern
- Brussels
- Cairo
- Cape Town
- Casablanca
- Dakar
- Dar es Salaam
- Doha
- El Aaiún
- Helsinki
- Johannesburg
- Lima
- Ljubljana
- Madrid
- Marrakech
- Montevideo
- Nairobi
- Oslo
- Paris
- Pretoria
- Rabat
- San José
- Sofia
- Sucre
- Vienna
- Washington, D.C.

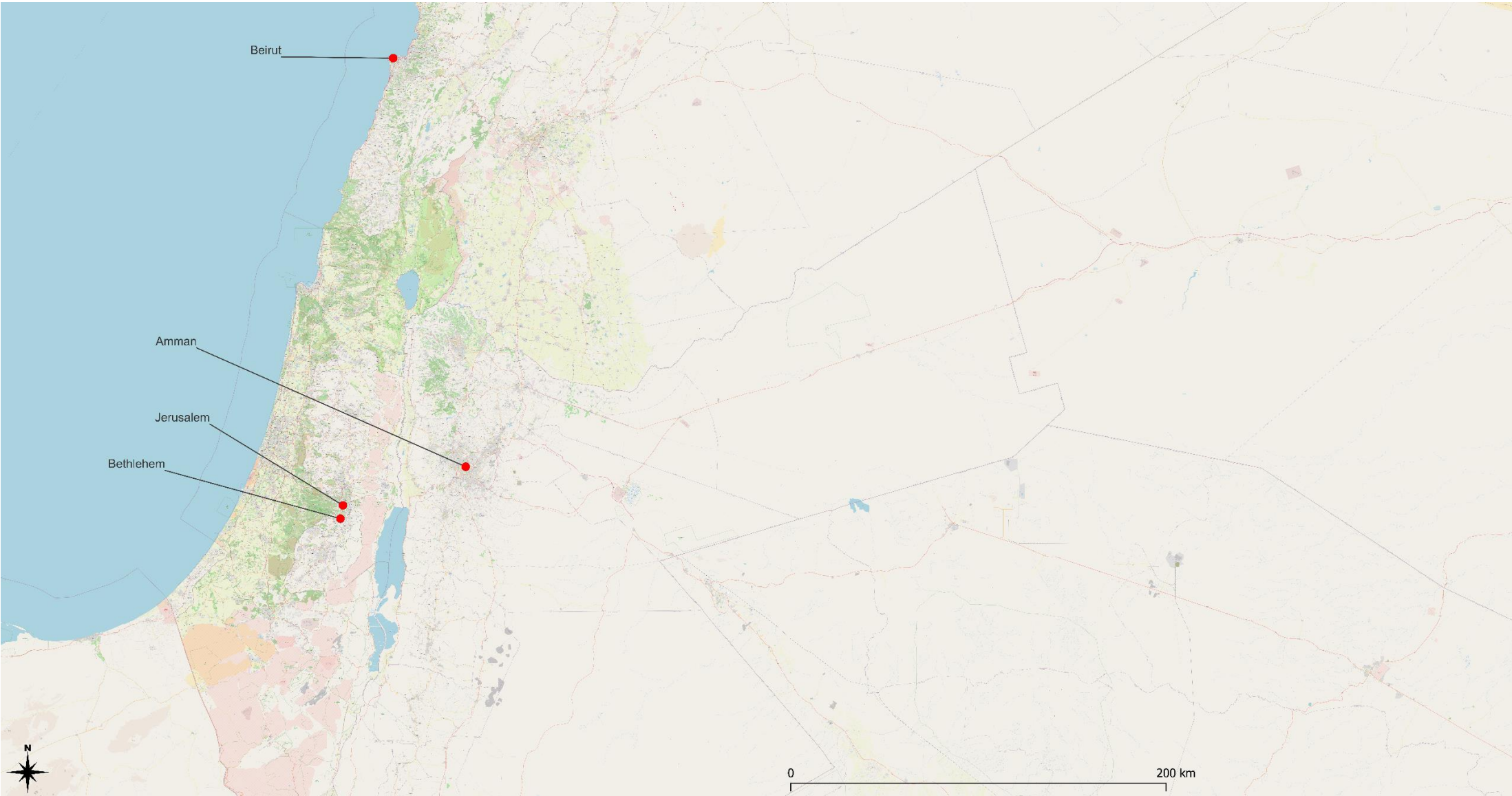
Number of Twitter Users that have registered their location, by City



Number of Twitter Users that have registered their location, by City-  
Detail View- South Africa

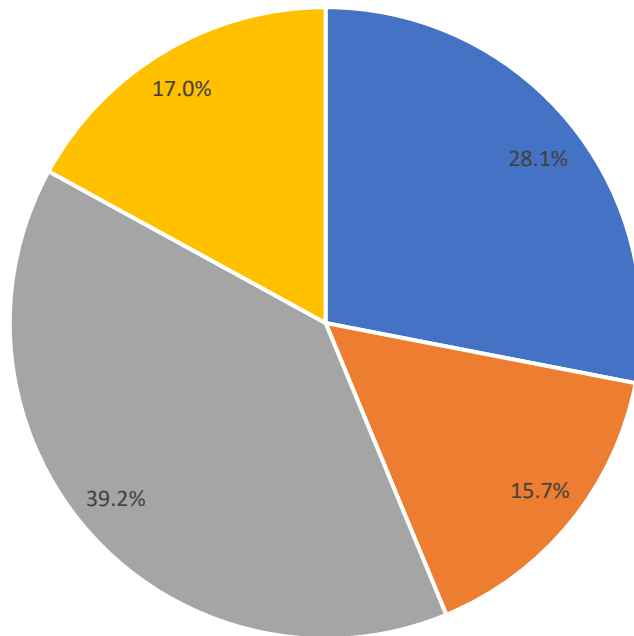


Number of Twitter Users that have registered their location, by City-  
Detail View- Middle East



Total number of Twitter Users that have tweeted, during the analyzed period, that have, at least, registered their country of living	Total of Registered Countries	Total number of Twitter Users that have tweeted, during the analyzed period, that have, at least, registered their city of living	Total of Registered Cities	Total number of Twitter Users that left the Location blank	Total number of Twitter Users that have tweeted, during the analyzed period, but have not disclosed their location, but have not left it blank either	Total of Twitter Users that have tweeted, during the analyzed period
1384	85	775	65	1935	840	4934
28.1%	-	15.7%	-	39.2%	17.0%	100%

### Totals



- Total number of Tweets, by users that have registered their country of living
- Total number of Twitter User that have registered their city of living
- Total of Twitter Users that left the Location blank
- Total number of Twitter Users that have tweeted, during the analyzed period, but have not disclosed their location, but have not left it blank either

## Total Values

