



<https://www.westernsahara-wa.com/>

## Twitter Data- Week 10

25/05/2021 – 31/05/2021

By Country

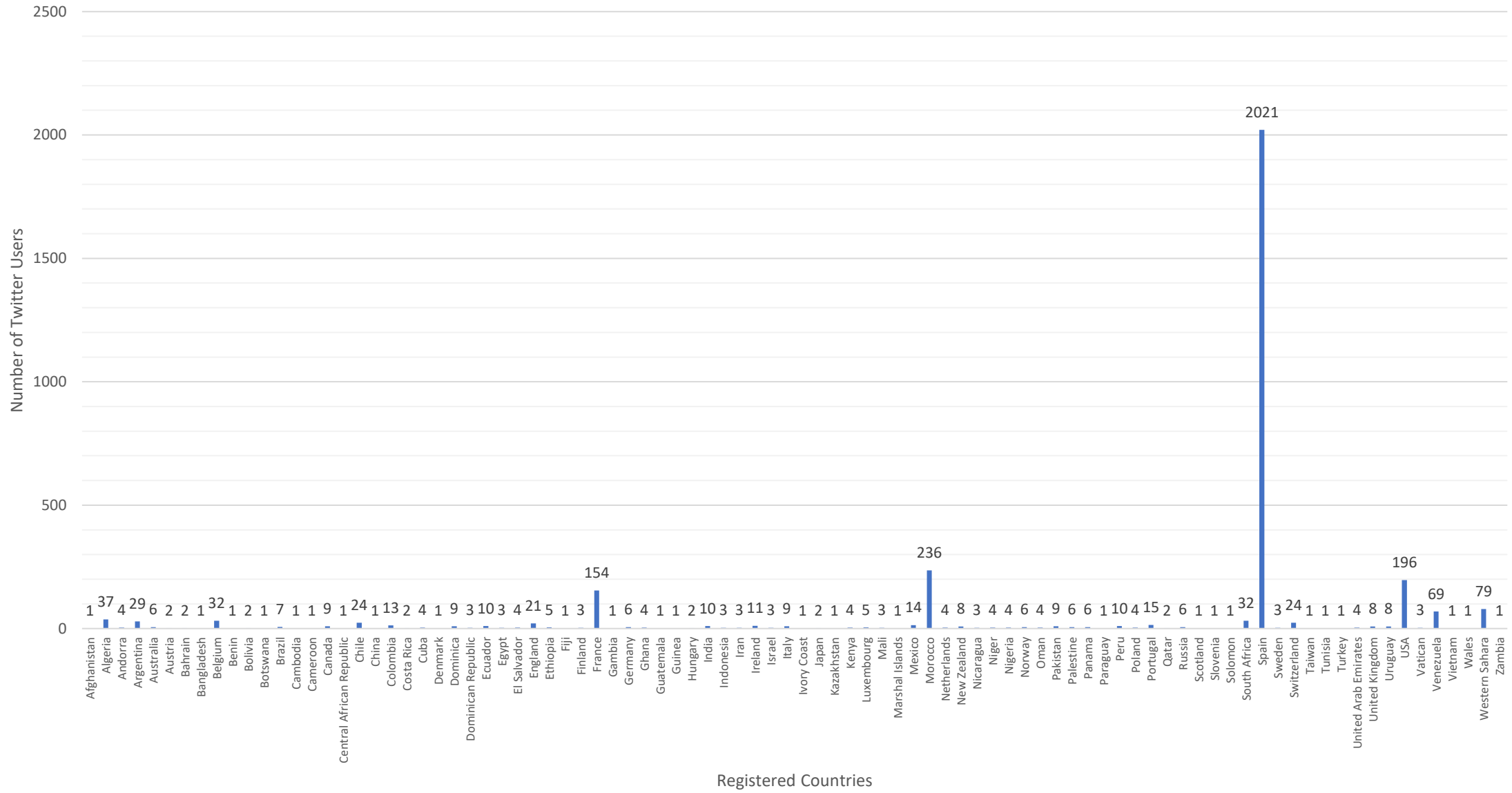
Registered Country	Number of Twitter Users, that have tweeted, during the analyzed period, that have, at least, registered their country of living	Percentage
Afghanistan	1	0.03%
Algeria	37	1.13%
Andorra	4	0.12%
Argentina	29	0.89%
Australia	6	0.18%
Austria	2	0.06%
Bahrain	2	0.06%
Bangladesh	1	0.03%
Belgium	32	0.98%
Benin	1	0.03%
Bolivia	2	0.06%
Botswana	1	0.03%
Brazil	7	0.21%
Cambodia	1	0.03%
Cameroon	1	0.03%
Canada	9	0.28%
Central African Republic	1	0.03%
Chile	24	0.74%
China	1	0.03%
Colombia	13	0.40%
Costa Rica	2	0.06%
Cuba	4	0.12%
Denmark	1	0.03%
Dominica	9	0.28%
Dominican Republic	3	0.09%
Ecuador	10	0.31%

Egypt	3	0.09%
El Salvador	4	0.12%
England	21	0.64%
Ethiopia	5	0.15%
Fiji	1	0.03%
Finland	3	0.09%
France	154	4.72%
Gambia	1	0.03%
Germany	6	0.18%
Ghana	4	0.12%
Guatemala	1	0.03%
Guinea	1	0.03%
Hungary	2	0.06%
India	10	0.31%
Indonesia	3	0.09%
Iran	3	0.09%
Ireland	11	0.34%
Israel	3	0.09%
Italy	9	0.28%
Ivory Coast	1	0.03%
Japan	2	0.06%
Kazakhstan	1	0.03%
Kenya	4	0.12%
Luxembourg	5	0.15%
Mali	3	0.09%
Marshal Islands	1	0.03%
Mexico	14	0.43%
Morocco	236	7.23%
Netherlands	4	0.12%
New Zealand	8	0.25%
Nicaragua	3	0.09%
Niger	4	0.12%
Nigeria	4	0.12%
Norway	6	0.18%
Oman	4	0.12%
Pakistan	9	0.28%
Palestine	6	0.18%
Panama	6	0.18%
Paraguay	1	0.03%
Peru	10	0.31%
Poland	4	0.12%
Portugal	15	0.46%
Qatar	2	0.06%
Russia	6	0.18%
Scotland	1	0.03%

Slovenia	1	0.03%
Solomon	1	0.03%
South Africa	32	0.98%
Spain	2021	61.92%
Sweden	3	0.09%
Switzerland	24	0.74%
Taiwan	1	0.03%
Tunisia	1	0.03%
Turkey	1	0.03%
United Arab Emirates	4	0.12%
United Kingdom	8	0.25%
Uruguay	8	0.25%
USA	196	6.00%
Vatican	3	0.09%
Venezuela	69	2.11%
Vietnam	1	0.03%
Wales	1	0.03%
Western Sahara	79	2.42%
Zambia	1	0.03%

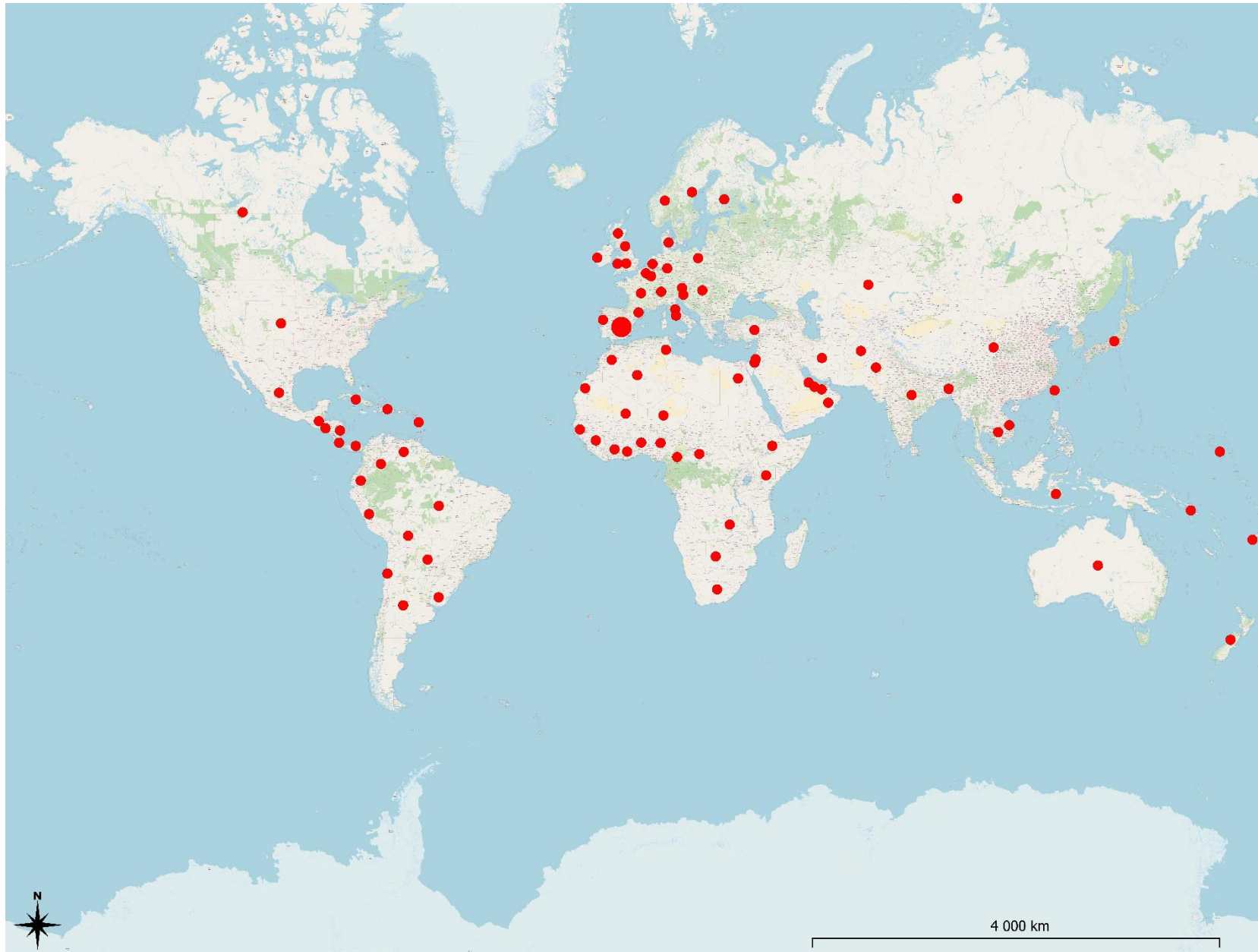
Total of Registered Countries	Total of Twitter Users, that have tweeted, during the analyzed period, that have, at least, registered their country of living
90	3264

Number of Twitter Users that have registered their location, by Country





Number of Twitter Users that have registered their location, by Country



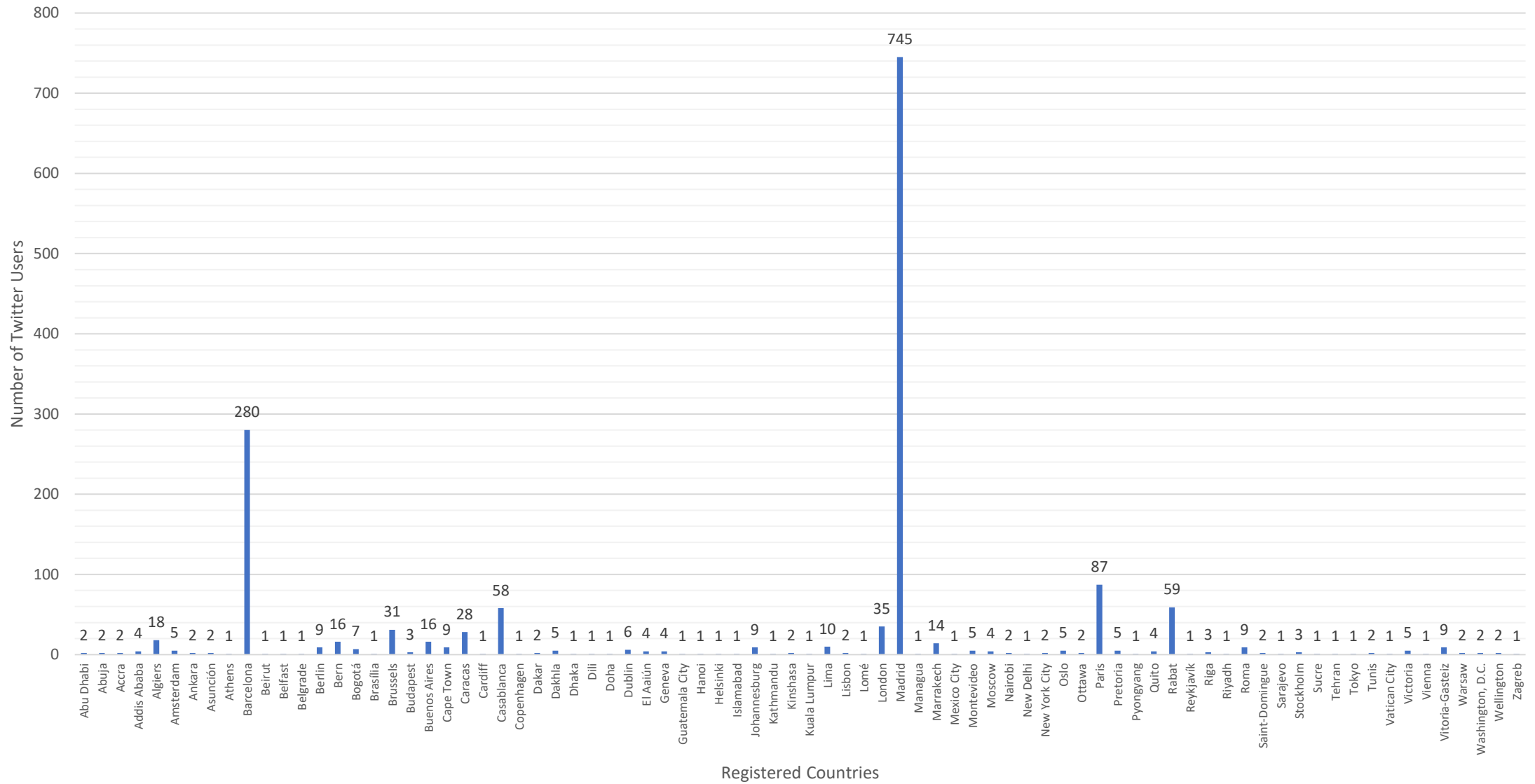
## By City

Registered City	Total number of Twitter Users that have tweeted, during the analyzed period, that have, at least, registered their city of living	Percentage
Abu Dhabi	2	0.1%
Abuja	2	0.1%
Accra	2	0.1%
Addis Ababa	4	0.3%
Algiers	18	1.1%
Amsterdam	5	0.3%
Ankara	2	0.1%
Asunción	2	0.1%
Athens	1	0.1%
Barcelona	280	17.8%
Beirut	1	0.1%
Belfast	1	0.1%
Belgrade	1	0.1%
Berlin	9	0.6%
Bern	16	1.0%
Bogotá	7	0.4%
Brasília	1	0.1%
Brussels	31	2.0%
Budapest	3	0.2%
Buenos Aires	16	1.0%
Cape Town	9	0.6%
Caracas	28	1.8%
Cardiff	1	0.1%
Casablanca	58	3.7%
Copenhagen	1	0.1%
Dakar	2	0.1%
Dakhla	5	0.3%
Dhaka	1	0.1%
Dili	1	0.1%
Doha	1	0.1%
Dublin	6	0.4%
El Aaiún	4	0.3%
Geneva	4	0.3%
Guatemala City	1	0.1%
Hanoi	1	0.1%
Helsinki	1	0.1%
Islamabad	1	0.1%
Johannesburg	9	0.6%
Kathmandu	1	0.1%
Kinshasa	2	0.1%

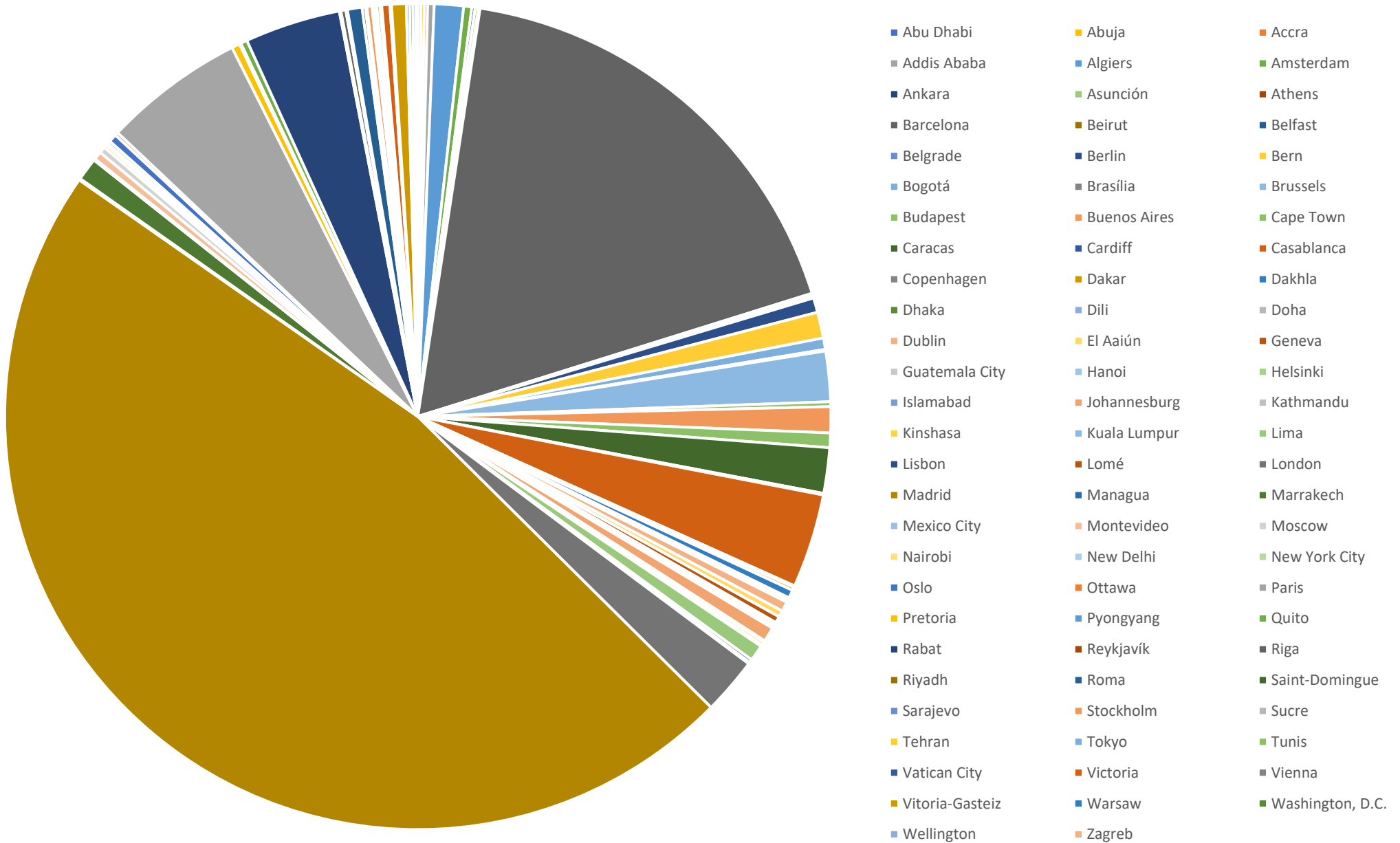
Kuala Lumpur	1	0.1%
Lima	10	0.6%
Lisbon	2	0.1%
Lomé	1	0.1%
London	35	2.2%
Madrid	745	47.3%
Managua	1	0.1%
Marrakech	14	0.9%
Mexico City	1	0.1%
Montevideo	5	0.3%
Moscow	4	0.3%
Nairobi	2	0.1%
New Delhi	1	0.1%
New York City	2	0.1%
Oslo	5	0.3%
Ottawa	2	0.1%
Paris	87	5.5%
Pretoria	5	0.3%
Pyongyang	1	0.1%
Quito	4	0.3%
Rabat	59	3.7%
Reykjavík	1	0.1%
Riga	3	0.2%
Riyadh	1	0.1%
Roma	9	0.6%
Saint-Domingue	2	0.1%
Sarajevo	1	0.1%
Stockholm	3	0.2%
Sucre	1	0.1%
Tehran	1	0.1%
Tokyo	1	0.1%
Tunis	2	0.1%
Vatican City	1	0.1%
Victoria	5	0.3%
Vienna	1	0.1%
Vitoria-Gasteiz	9	0.6%
Warsaw	2	0.1%
Washington, D.C.	2	0.1%
Wellington	2	0.1%
Zagreb	1	0.1%

Total of Registered Cities	Total number of Twitter Users that have tweeted, during the analyzed period, that have, at least, registered their city of living
80	2720

Number of Twitter Users that have registered their location, by City



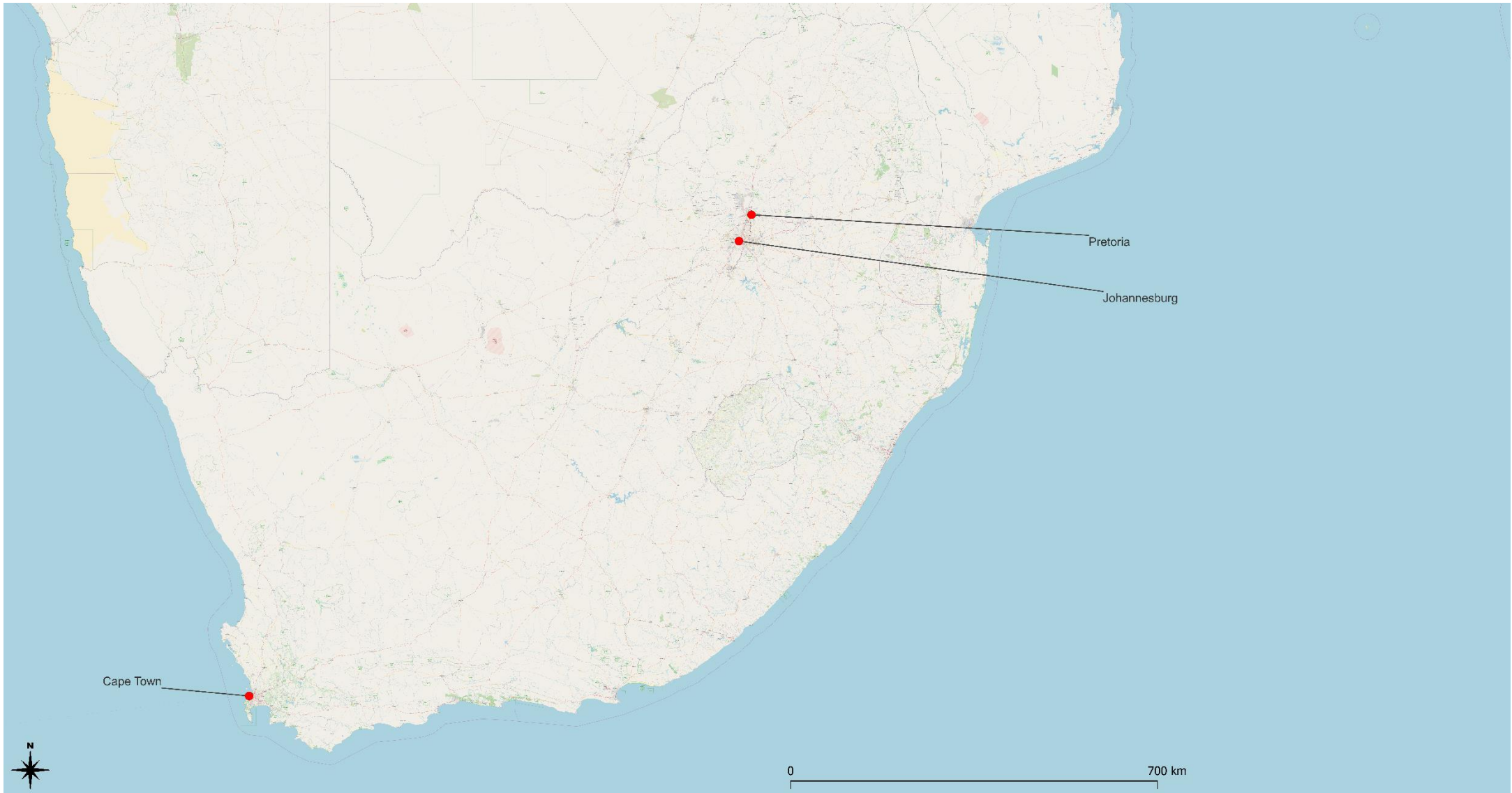
Number of Twitter Users that have registered their location, by City (%)



Number of Twitter Users that have registered their location, by City

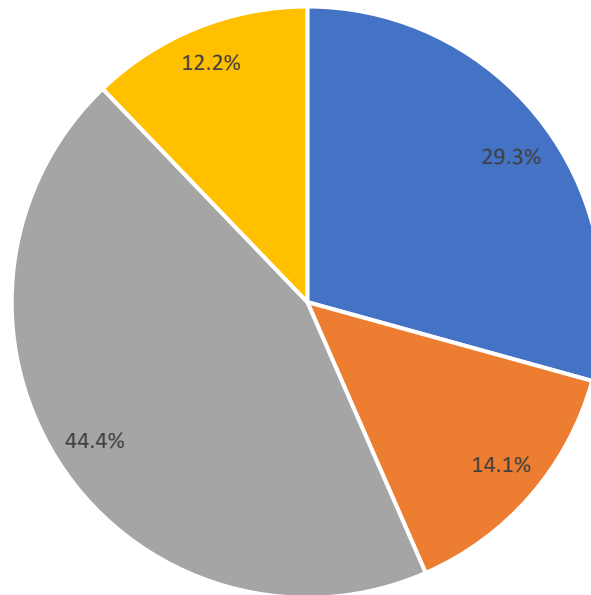


Number of Twitter Users that have registered their location, by City-  
Detail View- South Africa



Total number of Twitter Users that have tweeted, during the analyzed period, that have, at least, registered their country of living	Total of Registered Countries	Total number of Twitter Users that have tweeted, during the analyzed period, that have, at least, registered their city of living	Total of Registered Cities	Total number of Twitter Users that left the Location blank	Total number of Twitter Users that have tweeted, during the analyzed period, but have not disclosed their location, but have not left it blank either	Total of Twitter Users that have tweeted, during the analyzed period
3264	90	1576	80	4945	1356	11141
29.3%	-	14.1%	-	44.4%	12.2%	100.0%

### Totals



- Total number of Tweets, by users that have registered their country of living
- Total number of Twitter User that have registered their city of living
- Total of Twitter Users that left the Location blank
- Total number of Twitter Users that have tweeted, during the analyzed period, but have not disclosed their location, but have not left it blank either

## Total Values

