



<https://www.westernsahara-wa.com/>

Twitter Data- Week 1

19/03/2021 – 27/03/2021

By Country

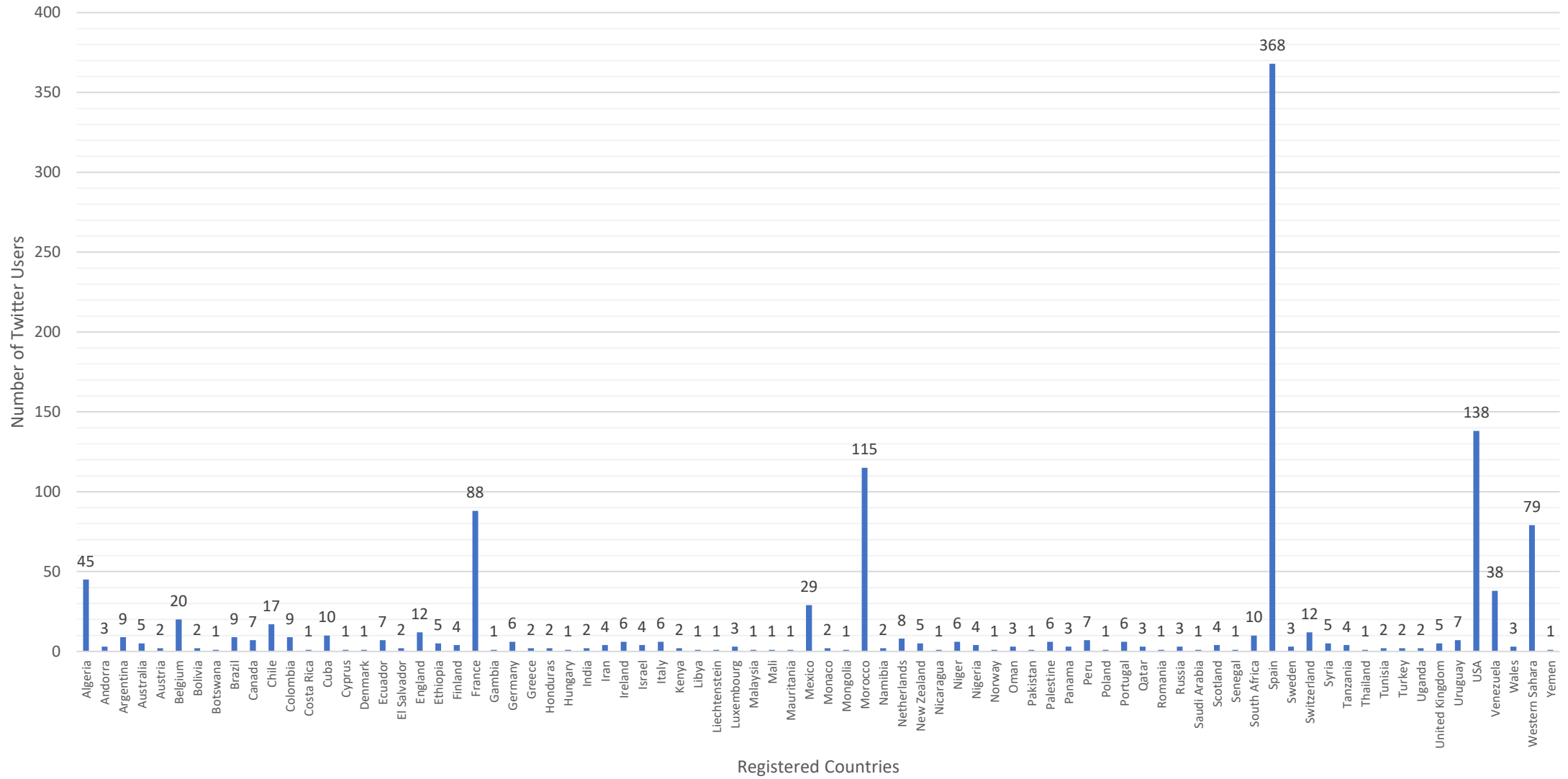
Registered Country	Number of Twitter Users, that have tweeted, during the analyzed period, that have, at least, registered their country of living	Percentage
Algeria	45	3.76%
Andorra	3	0.25%
Argentina	9	0.75%
Australia	5	0.42%
Austria	2	0.17%
Belgium	20	1.67%
Bolivia	2	0.17%
Botswana	1	0.08%
Brazil	9	0.75%
Canada	7	0.58%
Chile	17	1.42%
Colombia	9	0.75%
Costa Rica	1	0.08%
Cuba	10	0.83%
Cyprus	1	0.08%
Denmark	1	0.08%
Ecuador	7	0.58%
El Salvador	2	0.17%
England	12	1.00%
Ethiopia	5	0.42%
Finland	4	0.33%
France	88	7.35%
Gambia	1	0.08%
Germany	6	0.50%
Greece	2	0.17%
Honduras	2	0.17%

Hungary	1	0.08%
India	2	0.17%
Iran	4	0.33%
Ireland	6	0.50%
Israel	4	0.33%
Italy	6	0.50%
Kenya	2	0.17%
Libya	1	0.08%
Liechtenstein	1	0.08%
Luxembourg	3	0.25%
Malaysia	1	0.08%
Mali	1	0.08%
Mauritania	1	0.08%
Mexico	29	2.42%
Monaco	2	0.17%
Mongolia	1	0.08%
Morocco	115	9.60%
Namibia	2	0.17%
Netherlands	8	0.67%
New Zealand	5	0.42%
Nicaragua	1	0.08%
Niger	6	0.50%
Nigeria	4	0.33%
Norway	1	0.08%
Oman	3	0.25%
Pakistan	1	0.08%
Palestine	6	0.50%
Panama	3	0.25%
Peru	7	0.58%
Poland	1	0.08%
Portugal	6	0.50%
Qatar	3	0.25%
Romania	1	0.08%
Russia	3	0.25%
Saudi Arabia	1	0.08%
Scotland	4	0.33%
Senegal	1	0.08%
South Africa	10	0.83%
Spain	368	30.72%
Sweden	3	0.25%
Switzerland	12	1.00%
Syria	5	0.42%
Tanzania	4	0.33%
Thailand	1	0.08%
Tunisia	2	0.17%

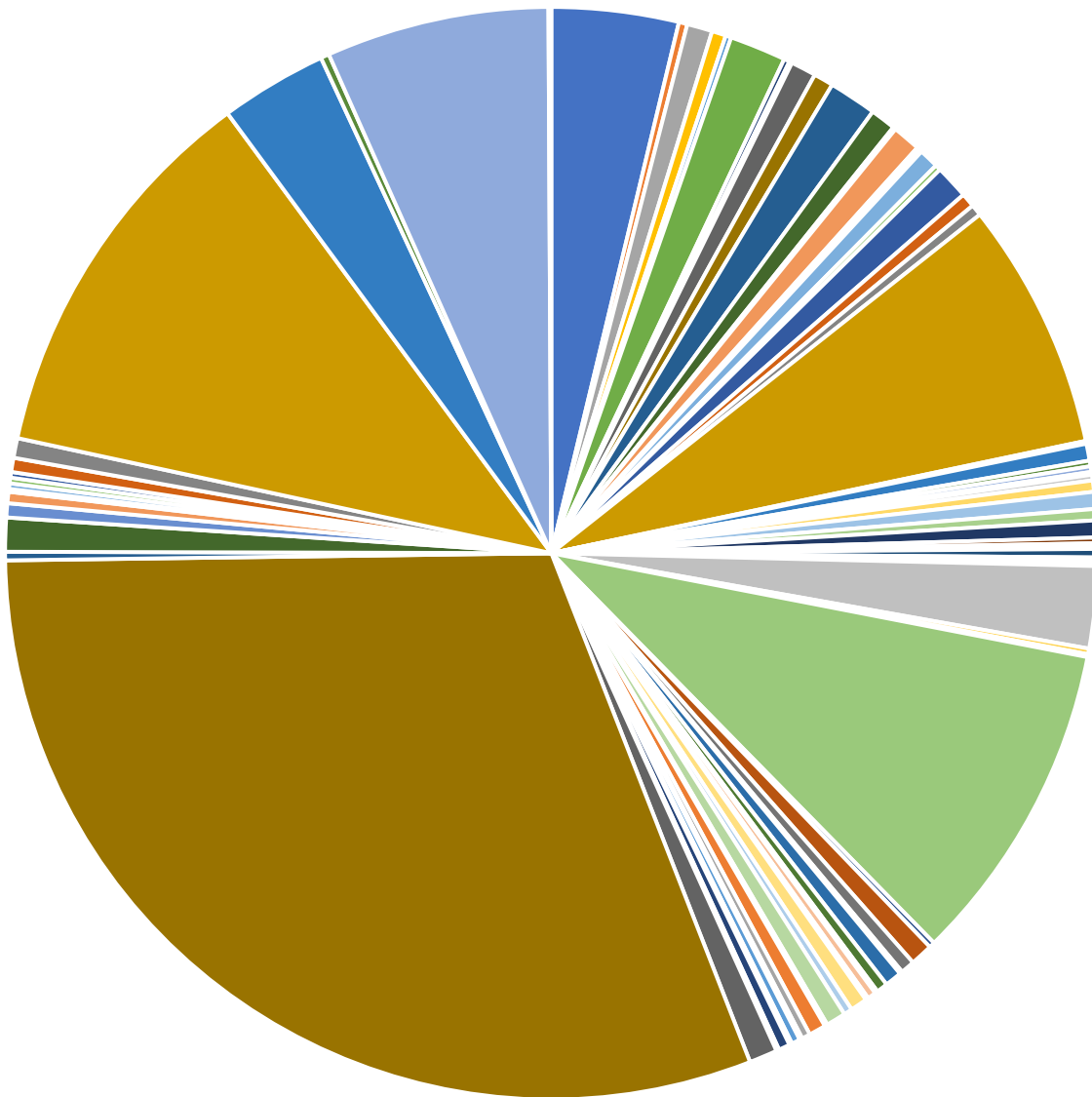
Turkey	2	0.17%
Uganda	2	0.17%
United Kingdom	5	0.42%
Uruguay	7	0.58%
USA	138	11.52%
Venezuela	38	3.17%
Wales	3	0.25%
Western Sahara	79	6.59%
Yemen	1	0.08%

Total of Registered Countries	Total of Twitter Users, that have tweeted, during the analyzed period, that have, at least, registered their country of living
80	1198

Number of Twitter Users that have registered their location, by Country

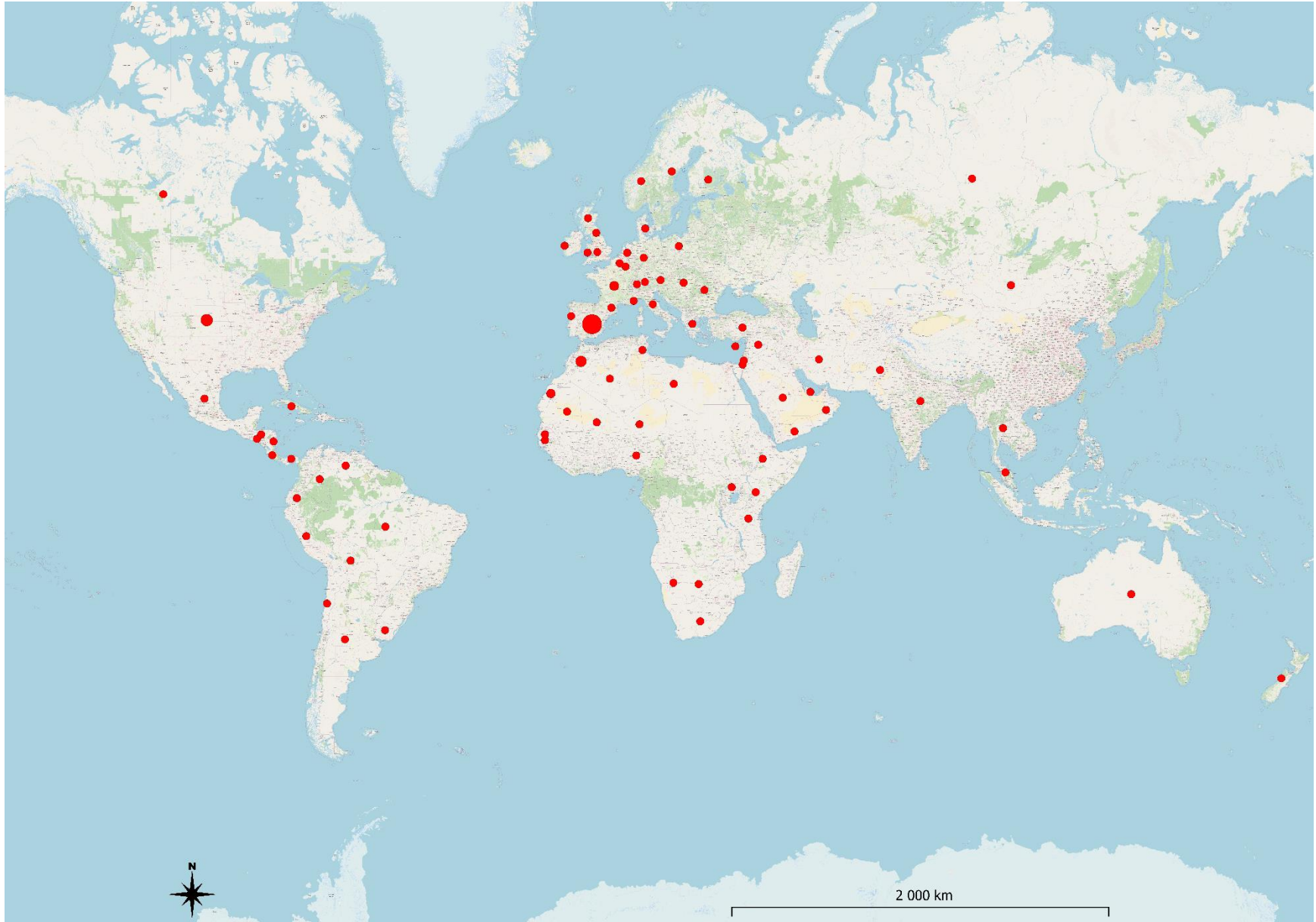


Number of Twitter Users that have registered their location, by Country (%)



- | | | |
|----------------|----------------|-------------|
| Algeria | Andorra | Argentina |
| Australia | Austria | Belgium |
| Bolivia | Botswana | Brazil |
| Canada | Chile | Colombia |
| Costa Rica | Cuba | Cyprus |
| Denmark | Ecuador | El Salvador |
| England | Ethiopia | Finland |
| France | Gambia | Germany |
| Greece | Honduras | Hungary |
| India | Iran | Ireland |
| Israel | Italy | Kenya |
| Libya | Liechtenstein | Luxembourg |
| Malaysia | Mali | Mauritania |
| Mexico | Monaco | Mongolia |
| Morocco | Namibia | Netherlands |
| New Zealand | Nicaragua | Niger |
| Nigeria | Norway | Oman |
| Pakistan | Palestine | Panama |
| Peru | Poland | Portugal |
| Qatar | Romania | Russia |
| Saudi Arabia | Scotland | Senegal |
| South Africa | Spain | Sweden |
| Switzerland | Syria | Tanzania |
| Thailand | Tunisia | Turkey |
| Uganda | United Kingdom | Uruguay |
| USA | Venezuela | Wales |
| Western Sahara | Yemen | |

Number of Twitter Users that have registered their location, by Country



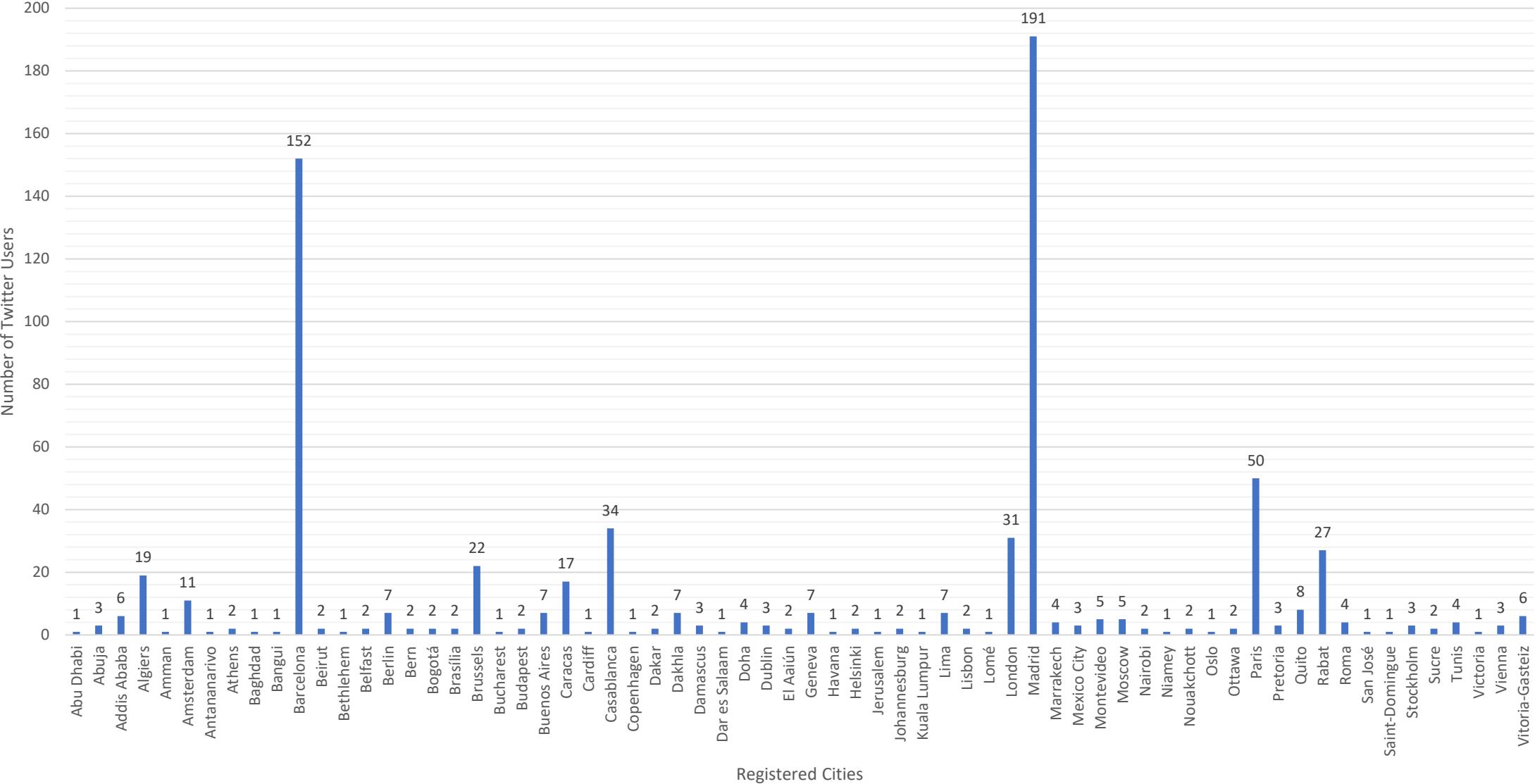
By City

Registered City	Total number of Twitter Users that have tweeted, during the analyzed period, that have, at least, registered their city of living	Percentage
Abu Dhabi	1	0.14%
Abuja	3	0.42%
Addis Ababa	6	0.85%
Algiers	19	2.69%
Amman	1	0.14%
Amsterdam	11	1.56%
Antananarivo	1	0.14%
Athens	2	0.28%
Baghdad	1	0.14%
Bangui	1	0.14%
Barcelona	152	21.50%
Beirut	2	0.28%
Bethlehem	1	0.14%
Belfast	2	0.28%
Berlin	7	0.99%
Bern	2	0.28%
Bogotá	2	0.28%
Brasília	2	0.28%
Brussels	22	3.11%
Bucharest	1	0.14%
Budapest	2	0.28%
Buenos Aires	7	0.99%
Caracas	17	2.40%
Cardiff	1	0.14%
Casablanca	34	4.81%
Copenhagen	1	0.14%
Dakar	2	0.28%
Dakhla	7	0.99%
Damascus	3	0.42%
Dar es Salaam	1	0.14%
Doha	4	0.57%
Dublin	3	0.42%
El Aaiún	2	0.28%
Geneva	7	0.99%
Havana	1	0.14%
Helsinki	2	0.28%
Jerusalem	1	0.14%
Johannesburg	2	0.28%

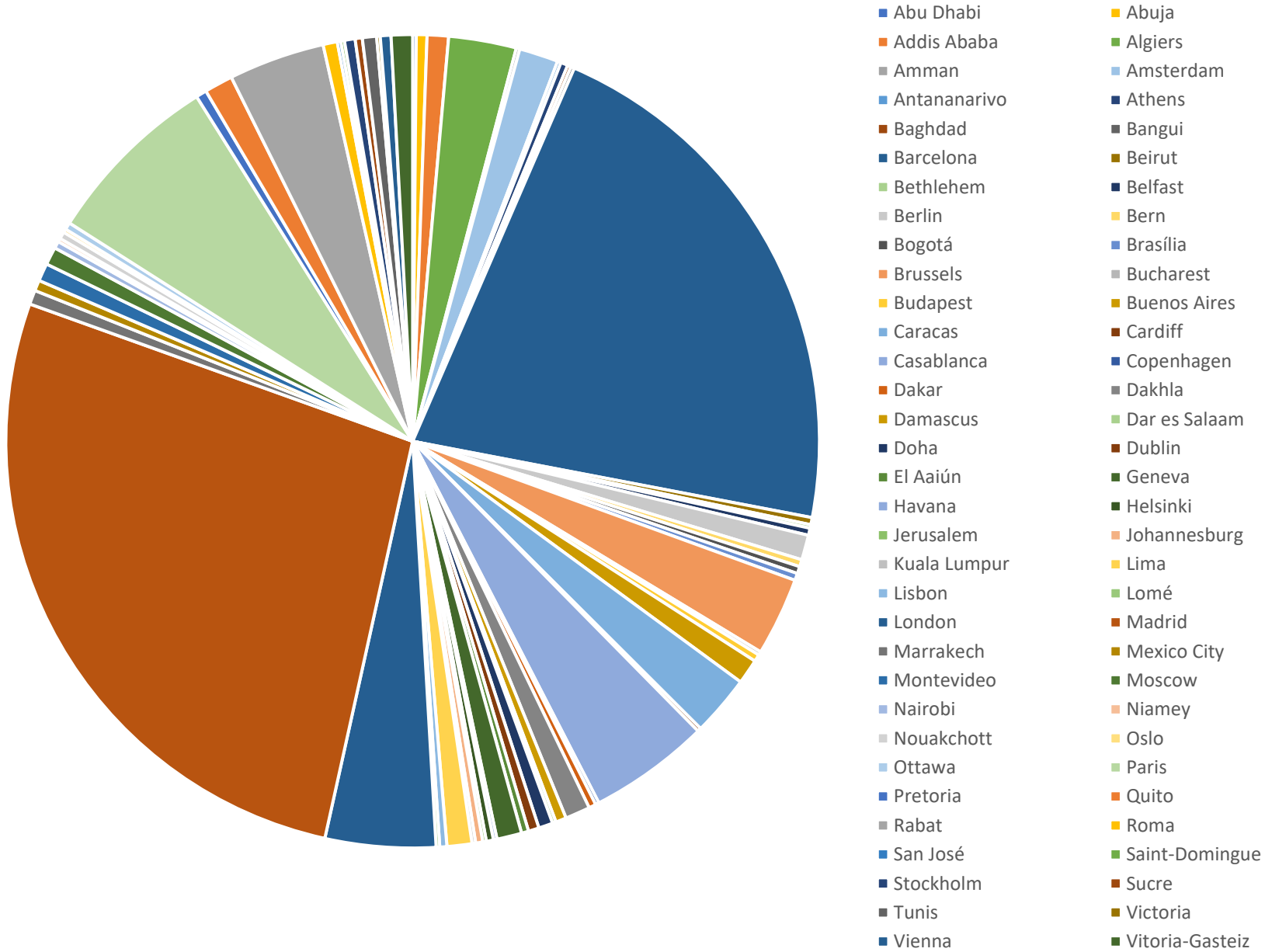
Kuala Lumpur	1	0.14%
Lima	7	0.99%
Lisbon	2	0.28%
Lomé	1	0.14%
London	31	4.38%
Madrid	191	27.02%
Marrakech	4	0.57%
Mexico City	3	0.42%
Montevideo	5	0.71%
Moscow	5	0.71%
Nairobi	2	0.28%
Niamey	1	0.14%
Nouakchott	2	0.28%
Oslo	1	0.14%
Ottawa	2	0.28%
Paris	50	7.07%
Pretoria	3	0.42%
Quito	8	1.13%
Rabat	27	3.82%
Roma	4	0.57%
San José	1	0.14%
Saint-Domingue	1	0.14%
Stockholm	3	0.42%
Sucre	2	0.28%
Tunis	4	0.57%
Victoria	1	0.14%
Vienna	3	0.42%
Vitoria-Gasteiz	6	0.85%

Total of Registered Cities	Total number of Twitter Users that have tweeted, during the analyzed period, that have, at least, registered their city of living
66	707

Number of Twitter Users that have registered their location, by City



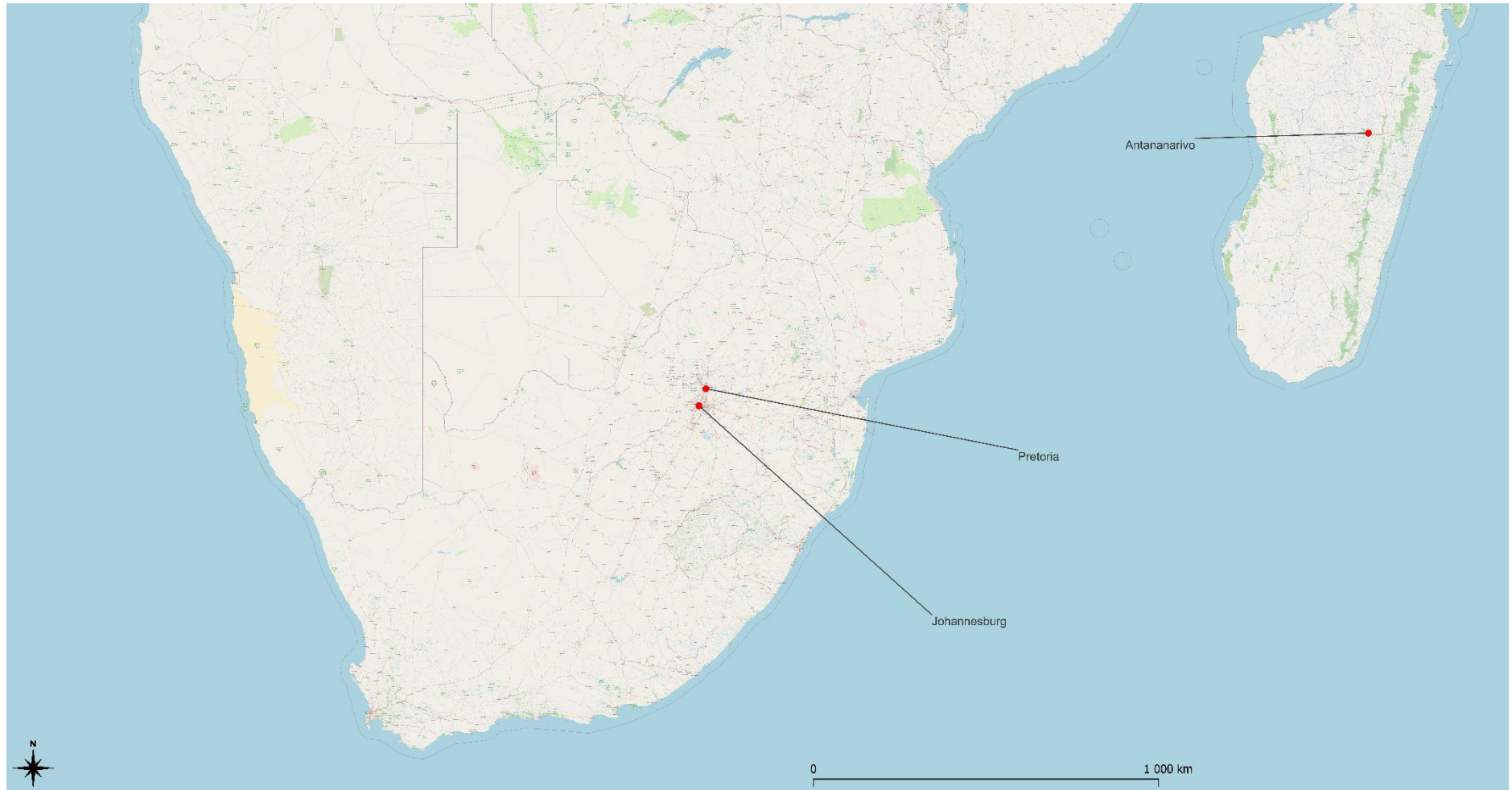
Number of Twitter Users that have registered their location, by City (%)



Number of Twitter Users that have registered their location, by City



Number of Twitter Users that have registered their location, by City-
Detail View- South Africa

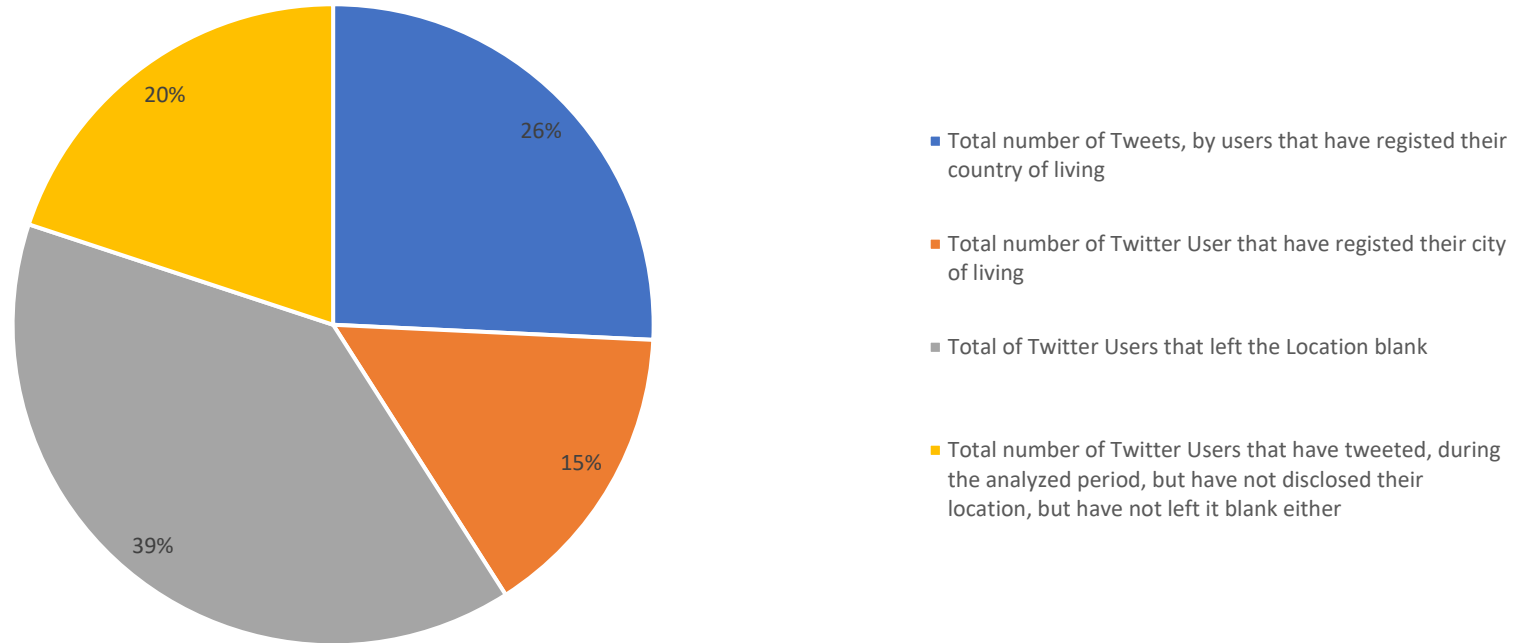


Number of Twitter Users that have registered their location, by City-
Detail View- Middle East



Total number of Twitter Users that have tweeted, during the analyzed period, that have, at least, registered their country of living	Total of Registered Countries	Total number of Twitter Users that have tweeted, during the analyzed period, that have, at least, registered their city of living	Total of Registered Cities	Total number of Twitter Users that left the Location blank	Total number of Twitter Users that have tweeted, during the analyzed period, but have not disclosed their location, but have not left it blank either	Total of Twitter Users that have tweeted, during the analyzed period
1198	80	707	66	1820	927	4652
25.8%	-	15.2%	-	39.1%	19.9%	100.0%

Total



Total Values

