



<https://www.westernsahara-wa.com/>

Twitter Data- 1st Ten Weeks Summary

19/03/2021 – 31/05/2021

By Country

Registered Country	Number of Twitter Users, that have tweeted, during the analyzed period, that have, at least, registered their country of living	Percentage
Afghanistan	8	0.031%
Albania	4	0.015%
Algeria	432	1.658%
Andorra	22	0.084%
Angola	3	0.012%
Antigua and Barbuda	1	0.004%
Argentina	165	0.633%
Armenia	5	0.019%
Australia	51	0.196%
Austria	23	0.088%
Bahrain	19	0.073%
Bangladesh	9	0.035%
Belgium	320	1.228%
Benin	6	0.023%
Bolivia	25	0.096%
Botswana	14	0.054%
Brazil	102	0.391%
Bulgaria	13	0.050%
Burkina Faso	4	0.015%
Cambodia	1	0.004%
Cameroon	15	0.058%
Canada	106	0.407%
Cape Verde	3	0.012%
Central African Republic	1	0.004%
Chad	3	0.012%
Chile	422	1.619%
China	12	0.046%

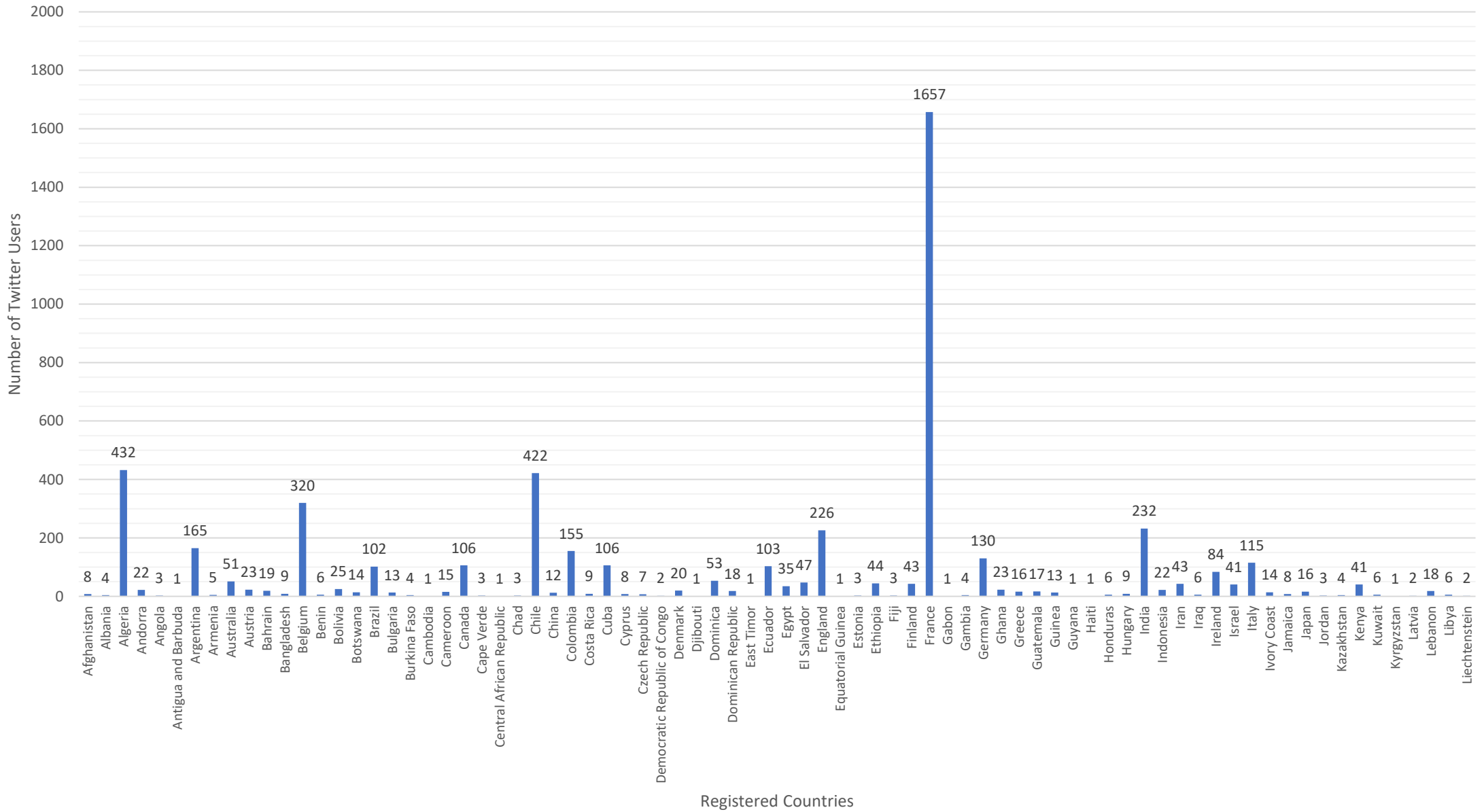
Colombia	155	0.595%
Costa Rica	9	0.035%
Cuba	106	0.407%
Cyprus	8	0.031%
Czech Republic	7	0.027%
Democratic Republic of Congo	2	0.008%
Denmark	20	0.077%
Djibouti	1	0.004%
Dominica	53	0.203%
Dominican Republic	18	0.069%
East Timor	1	0.004%
Ecuador	103	0.395%
Egypt	35	0.134%
El Salvador	47	0.180%
England	226	0.867%
Equatorial Guinea	1	0.004%
Estonia	3	0.012%
Ethiopia	44	0.169%
Fiji	3	0.012%
Finland	43	0.165%
France	1657	6.358%
Gabon	1	0.004%
Gambia	4	0.015%
Germany	130	0.499%
Ghana	23	0.088%
Greece	16	0.061%
Guatemala	17	0.065%
Guinea	13	0.050%
Guyana	1	0.004%
Haiti	1	0.004%
Honduras	6	0.023%
Hungary	9	0.035%
India	232	0.890%
Indonesia	22	0.084%
Iran	43	0.165%
Iraq	6	0.023%
Ireland	84	0.322%
Israel	41	0.157%
Italy	115	0.441%
Ivory Coast	14	0.054%
Jamaica	8	0.031%
Japan	16	0.061%
Jordan	3	0.012%
Kazakhstan	4	0.015%
Kenya	41	0.157%

Kuwait	6	0.023%
Kyrgyzstan	1	0.004%
Latvia	2	0.008%
Lebanon	18	0.069%
Libya	6	0.023%
Liechtenstein	2	0.008%
Luxembourg	32	0.123%
Madagascar	4	0.015%
Malawi	1	0.004%
Malaysia	2	0.008%
Maldives	1	0.004%
Mali	29	0.111%
Malta	3	0.012%
Marshal Islands	3	0.012%
Mauritania	11	0.042%
Mauritius	2	0.008%
Mexico	287	1.101%
Micronesia	2	0.008%
Monaco	4	0.015%
Mongolia	3	0.012%
Morocco	2242	8.602%
Mozambique	2	0.008%
Myanmar	1	0.004%
Namibia	10	0.038%
Nepal	3	0.012%
Netherlands	87	0.334%
New Zealand	54	0.207%
Nicaragua	24	0.092%
Niger	70	0.269%
Nigeria	56	0.215%
Norway	50	0.192%
Oman	26	0.100%
Pakistan	75	0.288%
Palau	6	0.023%
Palestine	63	0.242%
Panama	60	0.230%
Paraguay	21	0.081%
Peru	93	0.357%
Philippines	2	0.008%
Poland	21	0.081%
Portugal	129	0.495%
Qatar	35	0.134%
Romania	1	0.004%
Russia	41	0.157%
Rwanda	5	0.019%

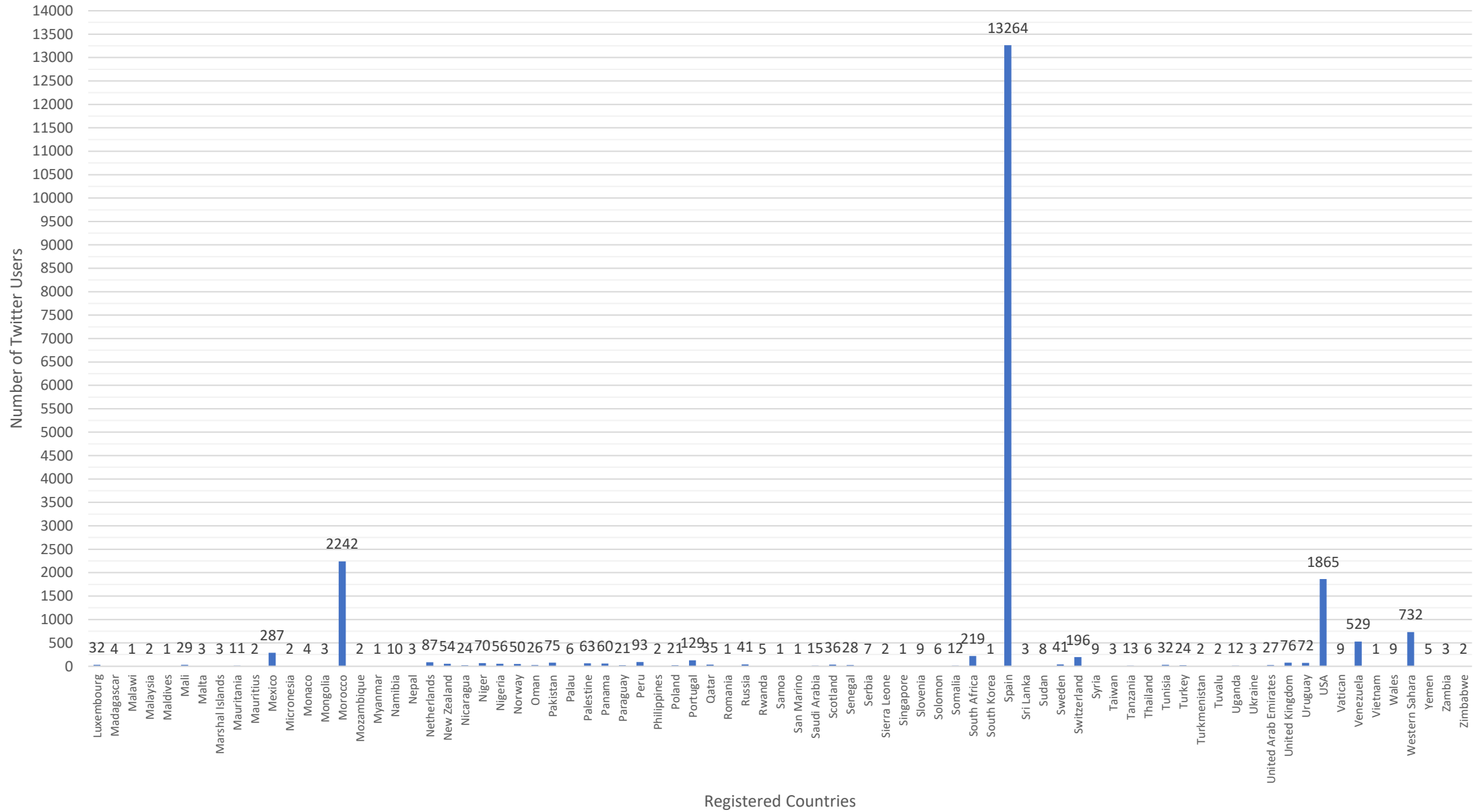
Samoa	1	0.004%
San Marino	1	0.004%
Saudi Arabia	15	0.058%
Scotland	36	0.138%
Senegal	28	0.107%
Serbia	7	0.027%
Sierra Leone	2	0.008%
Singapore	1	0.004%
Slovenia	9	0.035%
Solomon	6	0.023%
Somalia	12	0.046%
South Africa	219	0.840%
South Korea	1	0.004%
Spain	13264	50.892%
Sri Lanka	3	0.012%
Sudan	8	0.031%
Sweden	41	0.157%
Switzerland	196	0.752%
Syria	9	0.035%
Taiwan	3	0.012%
Tanzania	13	0.050%
Thailand	6	0.023%
Tunisia	32	0.123%
Turkey	24	0.092%
Turkmenistan	2	0.008%
Tuvalu	2	0.008%
Uganda	12	0.046%
Ukraine	3	0.012%
United Arab Emirates	27	0.104%
United Kingdom	76	0.292%
Uruguay	72	0.276%
USA	1865	7.156%
Vatican	9	0.035%
Venezuela	529	2.030%
Vietnam	1	0.004%
Wales	9	0.035%
Western Sahara	732	2.809%
Yemen	5	0.019%
Zambia	3	0.012%
Zimbabwe	2	0.008%

Total of Registered Countries	Total of Twitter Users, that have tweeted, during the analyzed period, that have, at least, registered their country of living
157	26063

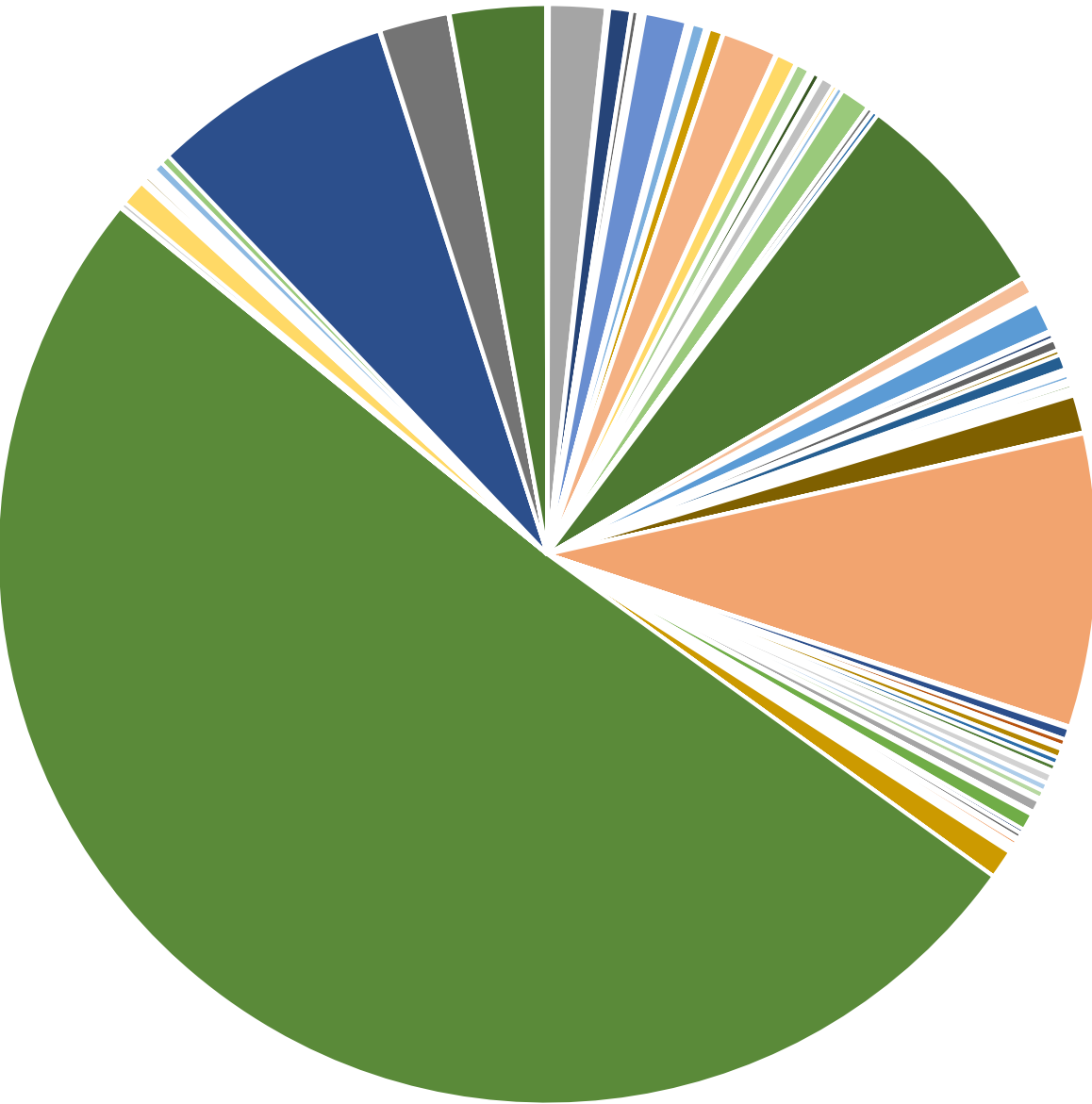
Number of Twitter Users that have registered their location, by City (1/2)



Number of Twitter Users that have registered their location, by city (2/2)



Number of Twitter Users that have registered their location, by Country (%)



- Afghanistan
- Albania
- Algeria
- Andorra
- Angola
- Antigua and Barbuda
- Argentina
- Armenia
- Australia
- Austria
- Bahrain
- Bangladesh
- Belgium
- Benin
- Bolivia
- Botswana
- Brazil
- Bulgaria
- Burkina Faso
- Cambodia
- Cameroon
- Canada
- Cape Verde
- Central African Republic
- Chad
- Chile
- China
- Colombia
- Costa Rica
- Cuba
- Cyprus
- Czech Republic
- Democratic Republic of Congo
- Denmark
- Djibouti
- Dominica
- Dominican Republic
- East Timor
- Ecuador
- Egypt
- El Salvador
- England
- Equatorial Guinea
- Estonia
- Ethiopia
- Fiji
- Finland
- France
- Gabon
- Germany
- Ghana
- Greece
- Guatemala
- Guinea
- Guyana
- Haiti
- Honduras
- India
- Indonesia
- Ireland
- Iran
- Iraq
- Ivory Coast
- Israel
- Italy
- Jordan
- Jamaica
- Japan
- Kenya
- Kazakhstan
- Kuwait
- Kyrgyzstan
- Latvia
- Lebanon
- Libya
- Liechtenstein
- Luxembourg
- Madagascar
- Malawi
- Malaysia
- Maldives
- Mali
- Malta
- Marshall Islands
- Mauritania
- Mauritius
- Mexico
- Micronesia
- Monaco
- Mongolia
- Morocco
- Mozambique
- Myanmar
- Namibia
- Nepal
- Netherlands
- New Zealand
- Nicaragua
- Niger
- Nigeria
- Norway
- Oman
- Panama
- Palau
- Palestine
- Paraguay
- Peru
- Philippines
- Poland
- Portugal
- Qatar
- Romania
- Russia
- Rwanda
- Saudi Arabia
- San Marino
- Serbia
- Scotland
- Senegal
- Slovenia
- Sierra Leone
- Singapore
- South Africa
- Solomon
- Somalia
- South Korea
- Sri Lanka
- South Sudan
- Spain
- Sri Lanka
- Sweden
- Switzerland
- Syria
- Taiwan
- Tanzania
- Thailand
- Togo
- Thailand
- Tunisia
- Turkey
- Turkmenistan
- Tuvalu
- Uganda
- Ukraine
- United Arab Emirates
- United Kingdom
- Uruguay
- USA
- Vatican
- Venezuela
- Vietnam
- Wales
- Western Sahara
- Yemen
- Zambia
- Zimbabwe

Number of Twitter Users that have registered their location, by Country



By City

Registered City	Total number of Twitter Users that have tweeted, during the analyzed period, that have, at least, registered their city of living	Percentage
Abu Dhabi	24	0.18%
Abuja	18	0.13%
Accra	14	0.10%
Addis Ababa	34	0.25%
Algiers	175	1.30%
Amman	9	0.07%
Amsterdam	77	0.57%
Ankara	28	0.21%
Antananarivo	3	0.02%
Asunción	15	0.11%
Athens	11	0.08%
Baghdad	4	0.03%
Bamako	9	0.07%
Bangkok	2	0.01%
Bangui	1	0.01%
Barcelona	2593	19.28%
Beijing	3	0.02%
Beirut	28	0.21%
Bethlehem	2	0.01%
Belfast	4	0.03%
Belgrade	9	0.07%
Berlin	131	0.97%
Bern	87	0.65%
Bogotá	59	0.44%
Brasília	12	0.09%
Bratislava	1	0.01%
Brussels	327	2.43%
Bucharest	1	0.01%
Budapest	18	0.13%
Buenos Aires	88	0.65%
Cairo	9	0.07%
Canberra	9	0.07%
Cape Town	35	0.26%
Caracas	187	1.39%
Cardiff	4	0.03%
Casablanca	642	4.77%
Copenhagen	18	0.13%
Dakar	28	0.21%

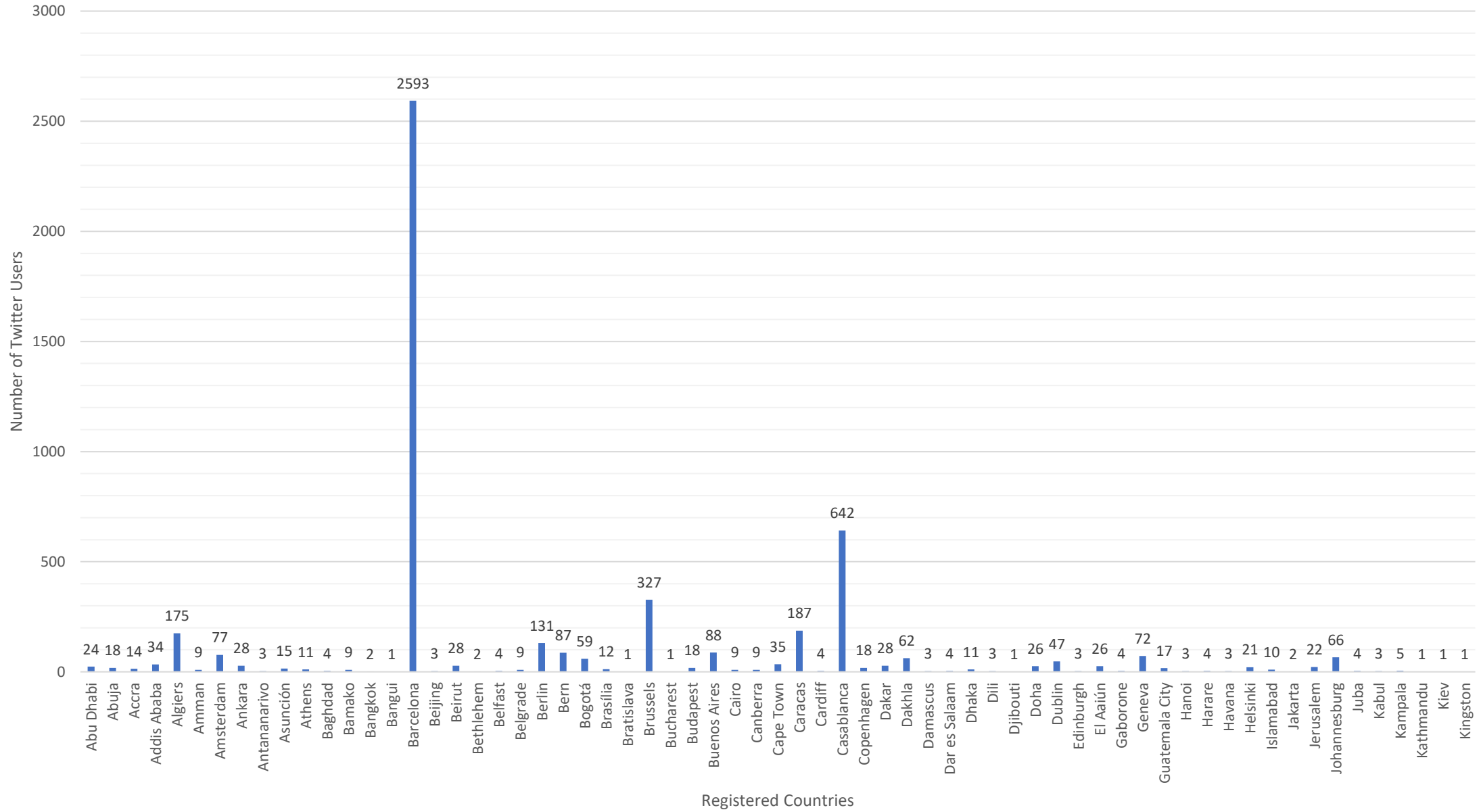
Dakhla	62	0.46%
Damascus	3	0.02%
Dar es Salaam	4	0.03%
Dhaka	11	0.08%
Dili	3	0.02%
Djibouti	1	0.01%
Doha	26	0.19%
Dublin	47	0.35%
Edinburgh	3	0.02%
El Aaiún	26	0.19%
Gaborone	4	0.03%
Geneva	72	0.54%
Guatemala City	17	0.13%
Hanoi	3	0.02%
Harare	4	0.03%
Havana	3	0.02%
Helsinki	21	0.16%
Islamabad	10	0.07%
Jakarta	2	0.01%
Jerusalem	22	0.16%
Johannesburg	66	0.49%
Juba	4	0.03%
Kabul	3	0.02%
Kampala	5	0.04%
Kathmandu	1	0.01%
Kiev	1	0.01%
Kingston	1	0.01%
Kinshasa	7	0.05%
Kuala Lumpur	5	0.04%
Kuwait	6	0.04%
Libreville	2	0.01%
Lima	91	0.68%
Lisbon	17	0.13%
Ljubljana	4	0.03%
Lomé	3	0.02%
London	368	2.74%
Madrid	5267	39.16%
Managua	8	0.06%
Manama	3	0.02%
Maputo	2	0.01%
Marrakech	132	0.98%
Mexico City	32	0.24%
Minsk	1	0.01%
Mogadishu	2	0.01%
Montevideo	52	0.39%

Moscow	34	0.25%
Muscat	2	0.01%
Nairobi	41	0.30%
New Delhi	22	0.16%
New York City	29	0.22%
Niamey	8	0.06%
Nicosia	3	0.02%
Nouakchott	7	0.05%
Oslo	32	0.24%
Ottawa	23	0.17%
Ouagadougou	2	0.01%
Panama City	1	0.01%
Paris	926	6.89%
Phnom Penh	2	0.01%
Prague	9	0.07%
Praia	1	0.01%
Pretoria	34	0.25%
Pyongyang	3	0.02%
Quito	64	0.48%
Rabat	603	4.48%
Reykjavík	1	0.01%
Riga	13	0.10%
Riyadh	21	0.16%
Roma	85	0.63%
San José	5	0.04%
San Salvador	6	0.04%
Sanaa	1	0.01%
Saint-Domingue	7	0.05%
Sarajevo	2	0.01%
Seoul	2	0.01%
Singapore	1	0.01%
Sofia	4	0.03%
Stockholm	36	0.27%
Sucre	9	0.07%
Tehran	7	0.05%
Tirana	1	0.01%
Tokyo	17	0.13%
Tunis	46	0.34%
Valletta	1	0.01%
Vatican City	3	0.02%
Victoria	20	0.15%
Vienna	23	0.17%
Vitoria-Gasteiz	91	0.68%
Warsaw	14	0.10%
Washington, D.C.	24	0.18%

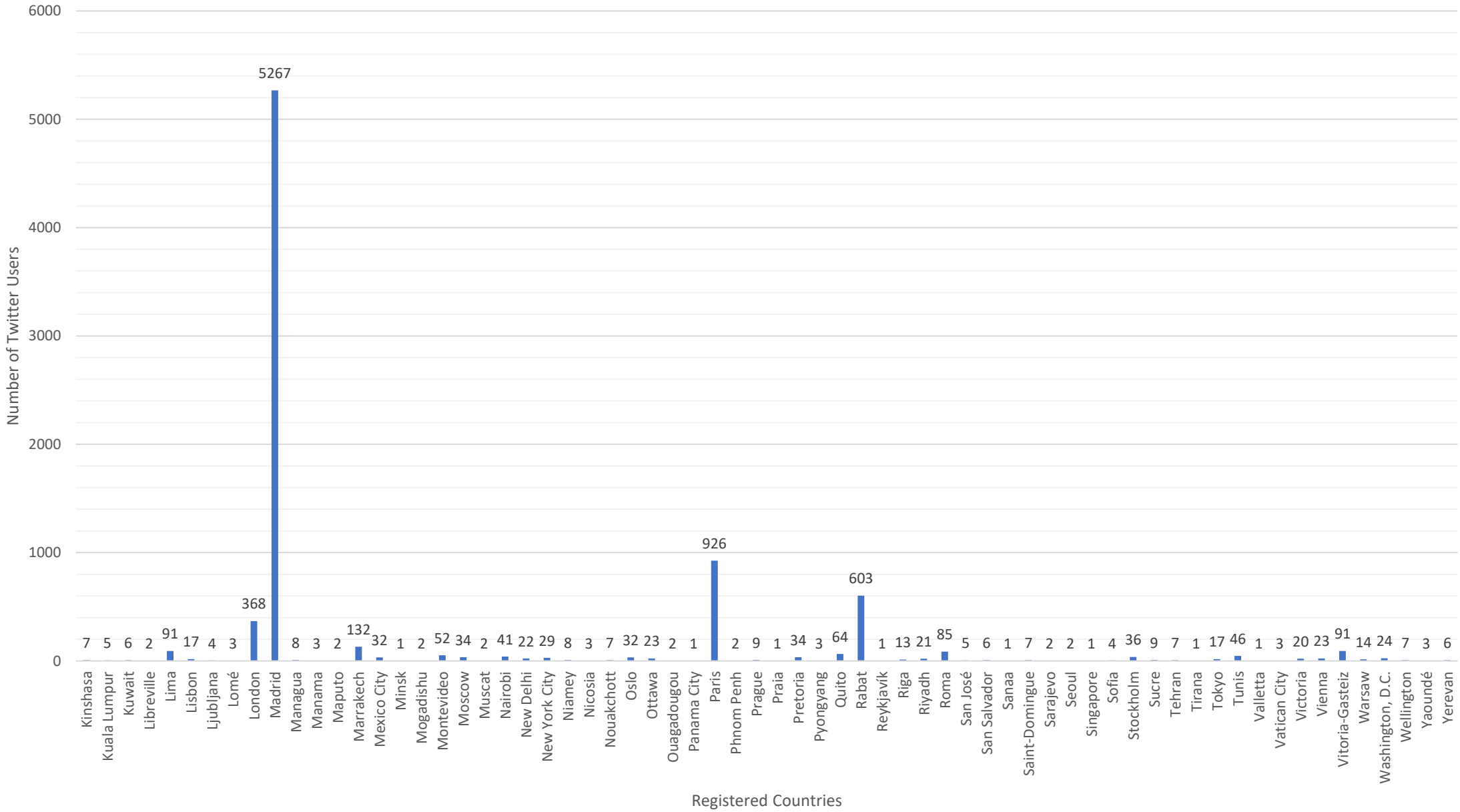
Wellington	7	0.05%
Yaoundé	3	0.02%
Yerevan	6	0.04%
Zagreb	1	0.01%

Total of Registered Cities	Total number of Twitter Users that have tweeted, during the analyzed period, that have, at least, registered their city of living	
132	13449	

Number of Twitter Users that have registered their location, by City (1/2)



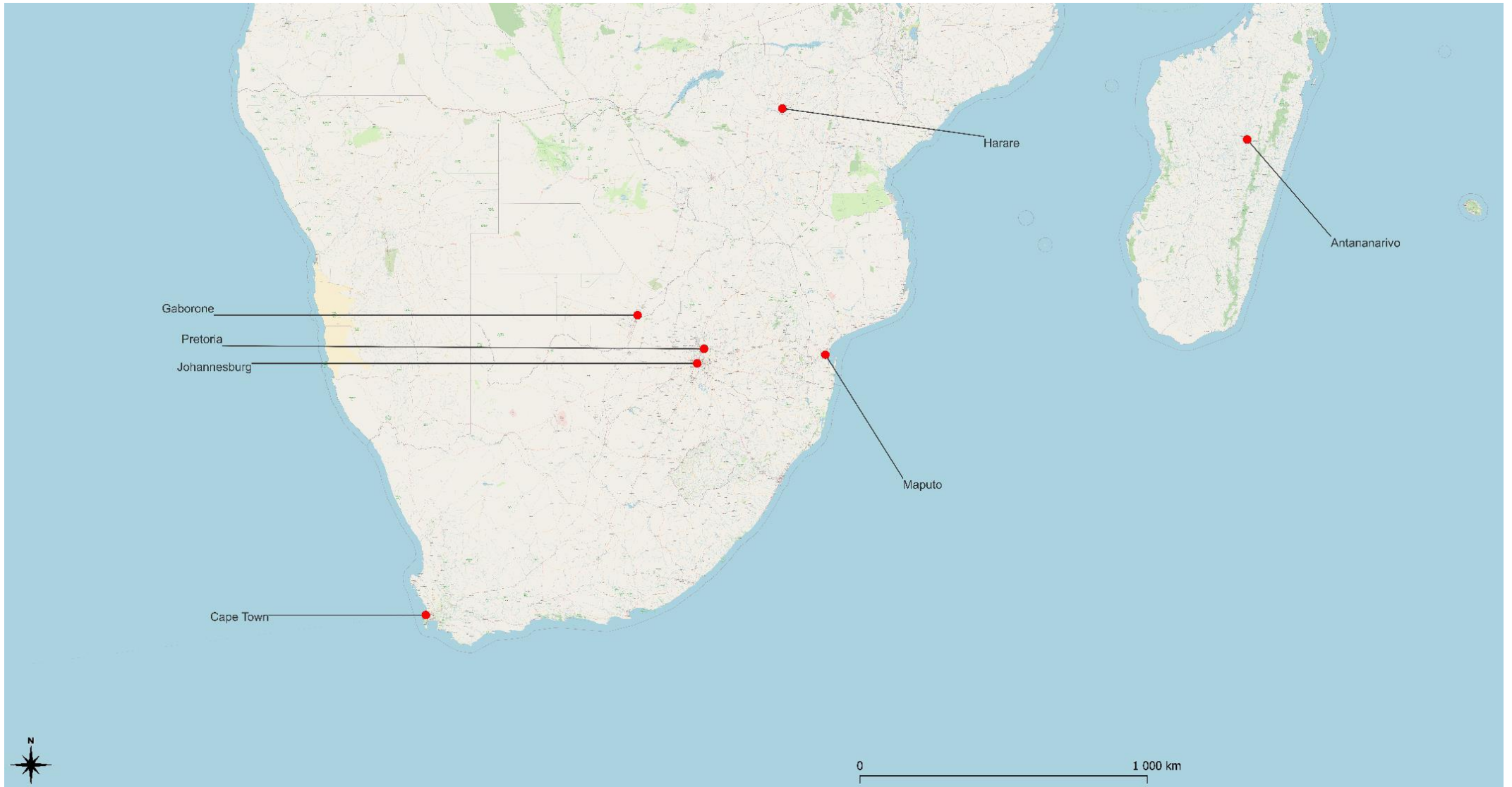
Number of Twitter Users that have registered their location, by City (2/2)



Number of Twitter Users that have registered their location, by City



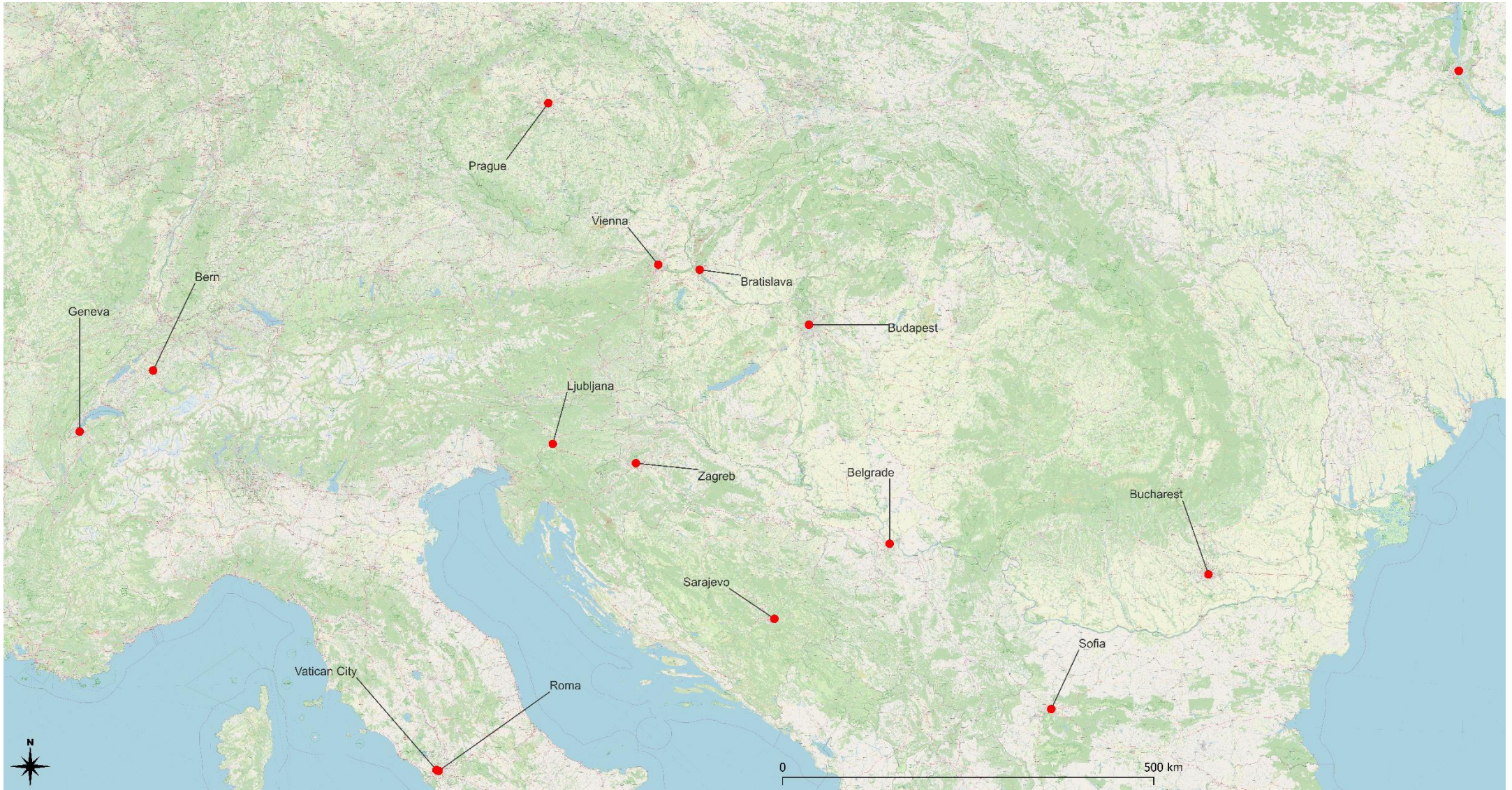
Number of Twitter Users that have registered their location, by City - Detail View- South Africa



Number of Twitter Users that have registered their location, by City - Detail View- Middle East



Number of Twitter Users that have registered their location, by City - Detail View- Central-East Europe



Number of Twitter Users that have registered their location, by City - Detail View- Iberia Peninsula and part of Northern Africa



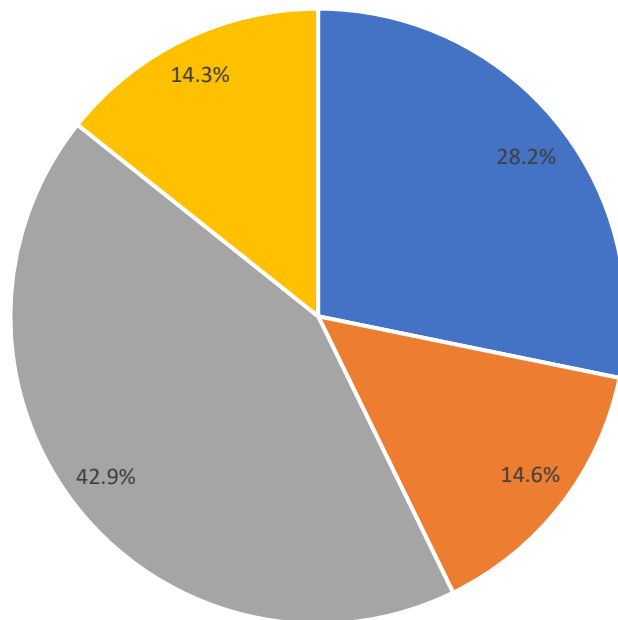
Number of Twitter Users that have registered their location, by City - Detail View- Central and America



Number of Twitter Users that have registered their location, by City - Detail View- Central and South America



Total number of Twitter Users that have tweeted, during the analyzed period, that have, at least, registered their country of living	Total of Registered Countries	Total number of Twitter Users that have tweeted, during the analyzed period, that have, at least, registered their city of living	Total of Registered Cities	Total number of Twitter Users that left the Location blank	Total number of Twitter Users that have tweeted, during the analyzed period, but have not disclosed their location, but have not left it blank either	Total of Twitter Users that have tweeted, during the analyzed period
26063	157	13449	132	39664	13209	92385
28.2%	-	14.6%	-	42.9%	14.3%	100.0%



- Total number of Tweets, by users that have registered their country of living
- Total number of Twitter User that have registered their city of living
- Total of Twitter Users that left the Location blank
- Total number of Twitter Users that have tweeted, during the analyzed period, but have not disclosed their location, but have not left it blank either

Total Values

